

**HOTI 弘庭**  
**TNS®**



扫一扫 添加微信  
Scan To Add Wechat



扫一扫 关注我们  
Scan And Follow Us



扫一扫 官方网站  
Scan The Official Website

**上海弘庭不锈钢厨具有限公司**

SHANGHAI HONGTING STAINLESS STEEL KITCHENWARE CO.,LTD.

地址:上海市奉贤区望园南路1121号泽天产业园3号楼4楼

电话:021-57493877

手机:13816821093 (陈)

网址:www.hongtingchuju.1688.com

网址:www.hongtingchuju.cn

Address: Floor 4, Building 3, Zetian Industrial Park, No. 1121,


Wangyuan South Road, Fengxian District, Shanghai

Tel :021-57493877

Mobile Phone :13816821093 (Chen)

Website: www.hongtingchuju.1688.com

Website :www.hongtingchuju.cn



**HONG TING**

CATERING  
EQUIPMENT  
MANUAL

**HOTI 弘庭**  
**TNS®**

**星级酒店厨房工程配套  
产品手册**

SUPPORTING FACILITIES FOR  
KITCHEN WORKS OF STAR HOTELS  
PRODUCT MANUAL



**上海弘庭不锈钢厨具有限公司**  
SHANGHAI HONGTING STAINLESS STEEL KITCHENWARE CO., LTD



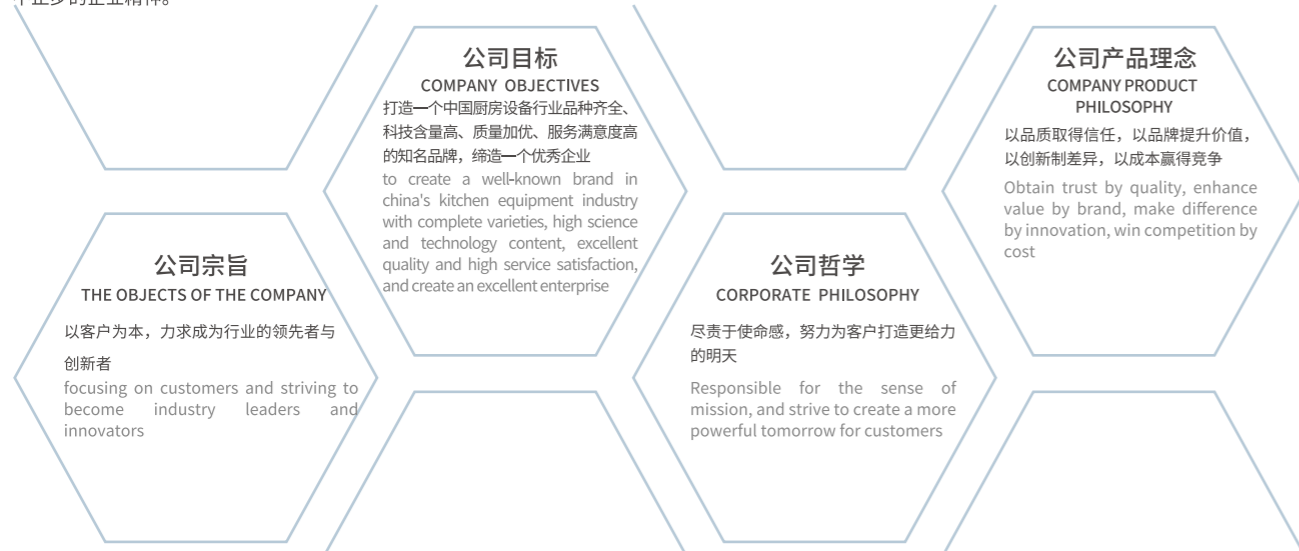
# HOTI弘庭 TNS®

上海弘庭不锈钢厨具有限公司是一家专业从事不锈钢商用厨房设备和厨具配件，不锈钢水龙头设计、生产、销售、安装、售后为一体的厂家;经过13年行业经验研发出几十多个产品系列、上千品种配件、广泛应用于厨具、制冷、食品机械、五金卫浴、餐厅、家具、酒店、超市、医院、洗碗机等行业。

本公司秉承品质第一，拥有完整、科学的质量管理，严格执行ISO9001国家质量管理体系，勇于创新，永不止步的企业精神。

SHANGHAI HONGTING STAINLESS STEEL KITCHENWARE CO., LTD. IS A PROFESSIONAL MANUFACTURER SPECIALIZING IN THE DESIGN, PRODUCTION, SALES, INSTALLATION, AND AFTER-SALES OF STAINLESS STEEL COMMERCIAL KITCHEN EQUIPMENT AND KITCHEN ACCESSORIES, AS WELL AS STAINLESS STEEL FAUCETS; AFTER 13 YEARS OF INDUSTRY EXPERIENCE, WE HAVE DEVELOPED OVER TEN PRODUCT SERIES AND VARIOUS TYPES OF ACCESSORIES, WHICH ARE WIDELY USED IN INDUSTRIES SUCH AS KITCHENWARE, REFRIGERATION, FOOD MACHINERY, HARDWARE AND BATHROOM, RESTAURANTS, FURNITURE, HOTELS, SUPERMARKETS, HOSPITALS, DISHWASHERS, ETC.

OUR COMPANY ADHERES TO QUALITY FIRST, HAS COMPLETE AND SCIENTIFIC QUALITY MANAGEMENT, STRICTLY IMPLEMENTS THE ISO9001 NATIONAL QUALITY MANAGEMENT SYSTEM, AND HAS A SPIRIT OF INNOVATION AND NEVER STOPPING.



上海弘庭不锈钢厨具有限公司  
SHANGHAI HONGTING STAINLESS STEEL KITCHENWARE CO., LTD

## 【生产资质认证】 PRODUCTION QUALIFICATION CERTIFICATION





品质、诚信、卓越、创新  
 QUALITY, INTEGRITY, EXCELLENCE, INNOVATION



办公室大楼  
OFFICE BUILDING  
3号楼 BUILDING 3

# CATALOGUE

## 目录

EQ实用型花洒冲洗龙头系列 EQ PRACTICAL TYPE SHOWER WASHING FAUCET SERIES	1-4	豪华型厨房台面龙头系列 LUXURY KITCHEN COUNTERTOP FAUCET SERIES	21-22	台面水龙头系列 TABLE FAUCET SERIES	34	开水器按压水龙头系列 WATER BOILER PRESS FAUCET SERIES	42
EQ迷你花洒冲洗系列 EQ MINI SHOWER RINSE SERIES	5	厨房台式龙头/汤锅龙头系列 KITCHEN TABLE FAUCET/SOUP POT FAUCET SERIES	23	304#立式单温/双温水龙头系列 304# STAND-UP SINGLE/DOUBLE WARM WATER FAUCET SERIES	35	304#不锈钢花洒水龙头 镀黑金花洒系列 304# STAINLESS STEEL FLOWER SPRINKLER FAUCET BLACK GOLD PLATED SHOWER SERIES	43
花洒冲洗系列 SHOWER WASH SERIES	6	灌汤龙头系列 SOUP FAUCET SERIES	24	半自动摇摆水龙头系列 SEMI-AUTOMATIC SWING FAUCET SERIES	36	不锈钢制品系列 STAINLESS STEEL PRODUCTS SERIES	44-45
EQ厨房台面龙头系列 EQ KITCHEN COUNTERTOP FAUCET SERIES	7-9	吧台推杯龙头系列/长流水 BAR PUSH CUP FAUCET SERIES/LONG WATER	25	304#净水器/双温龙头系列 304# WATER PURIFIER/DOUBLE WARM FAUCET SERIES	37	蒸柜配件系列 STEAM CABINET ACCESSORIES SERIES	46-49
台面感应龙头系列 TABLE-TOP INDUCTION FAUCET SERIES	10	洗杯器系列/膝顶阀系列 CUP WASHER SERIES/KNEE TOP VALVE SERIES	26-27	304#不锈钢抽拉龙头系列 304# STAINLESS STEEL DRAW FAUCET SERIES	38	烟罩系列 SMOKE HOOD SERIES	50-51
洗地龙头系列 WASHING FAUCET SERIES	11-14	洗杯器沥水盘系列 CUP WASHER DRAIN TRAY SERIES	28-29	下水器系列 LAUNCHING DEVICE SERIES	39	中餐炉灶系列 CHINESE COOKING RANGE	52
豪华型花洒冲洗系列 LUXURY SHOWER WASH SERIES	15-18	洗缸器系列 CYLINDER WASHER SERIES	30	曲棍摇柄去水器系列/洗眼器/拖把龙头 CRANK HANDLE WATER REMOVER SERIES/EYE WASHER/MOP FAUCET	40	烤炉系列 OVEN SERIES	53
豪华型迷你花洒冲洗系列 LUXURY MINI SHOWER RINSE SERIES	19-20	洗缸器可选配件系列 OPTIONAL ACCESSORY SERIES FOR CYLINDER WASHER	31	304#不锈钢菜盆龙头系列 304# STAINLESS STEEL VEGETABLE BASIN FAUCET SERIES	41	电磁炉系列 INDUCTION COOKER SERIES	54
		304#立式单温/双温水龙头系列 304# STAND-UP SINGLE/DOUBLE WARM WATER FAUCET SERIES	32-33				

实用型花洒装置的  
优良特性

PRACTICAL SHOWER DEVICE  
EXCELLENT CHARACTERISTIC



EQ 5PR-2100

座台式台面冲洗花洒龙头  
TABLE WASH SHOWER FAUCET

- 阀芯陶瓷阀芯, 抗压防爆防滴漏
- 快速安装, 独特快插进水管锁紧设计, 使得安装仅需10分钟
- 龙头底部一体化, 有效排除渗漏可能
- 不锈钢双扣软管
- 包装预先组装部分组件, 为安装节省更多时间, 降低安装失误可能
- 弹簧独特设计, 在软管受力点进行加固, 保护软管延长软管寿命
- 喷头低流量对节水有着重大意义, 一如既往的优质品质

- Ceramic valve spool, anti - pressure, anti - explosion and anti - leakage
- Quick installation, unique quick plug water inlet lock design, so that installation only 10 minutes
- Faucet bottom integration, effectively eliminate the possibility of leakage
- Stainless steel double buckle hose
- Pack pre-assembled components to save more time for installation and reduce the possibility of installation errors
- Spring unique design, at the stress point of the hose to strengthen, protect the hose to extend the hose life
- Sprinkler low flow rate has great significance for water saving, as always, high quality



EQ 5PR-2100A

配G1/2"进水接头  
配长度6"(150mm.285mm)墙支架  
外加龙头出水管长度可选配:  
适用于食品服务、商业厨房、餐厅、酒店和咖啡厅的应用  
Equipped with G1/2" water inlet connector  
With length 6"(150mm.285mm) wall support  
Optional length of faucet outlet pipe: Suitable for food service, commercial kitchens, restaurants, Hotel and cafe applications

出水管型号  
Outlet Pipe Type  
008" (203mm) 外加龙头 plus faucet  
010" (254mm) 外加龙头 plus faucet  
012" (305mm) 外加龙头 plus faucet  
014" (355mm) 外加龙头 plus faucet

EQ 5PR-2100A-12

配G1/2"进水接头  
配长度6"(150mm.285mm)墙支架  
外加龙头出水管长度可选配:  
适用于食品服务、商业厨房、餐厅、酒店和咖啡厅的应用  
Equipped with G1/2" water inlet connector  
With length 6"(150mm.285mm) wall support  
Optional length of faucet outlet pipe: Suitable for food service, commercial kitchens, restaurants, Hotel and cafe applications

出水管型号  
Outlet Pipe Type  
008" (203mm) 外加龙头 plus faucet  
010" (254mm) 外加龙头 plus faucet  
012" (305mm) 外加龙头 plus faucet  
014" (355mm) 外加龙头 plus faucet

EQ 5PR-2100B

配G1/2"进水接头  
配长度6"(150mm.285mm)墙支架  
外加龙头出水管长度可选配:  
适用于食品服务、商业厨房、餐厅、酒店和咖啡厅的应用  
Equipped with G1/2" water inlet connector  
With length 6"(150mm.285mm) wall support  
Optional length of faucet outlet pipe: Suitable for food service, commercial kitchens, restaurants, Hotel and cafe applications

出水管型号  
Outlet Pipe Type  
008" (203mm) 外加龙头 plus faucet  
010" (254mm) 外加龙头 plus faucet  
012" (305mm) 外加龙头 plus faucet  
014" (355mm) 外加龙头 plus faucet

EQ 5PR-2100B-12

配G1/2"进水接头  
配长度6"(150mm.285mm)墙支架  
外加龙头出水管长度可选配:  
适用于食品服务、商业厨房、餐厅、酒店和咖啡厅的应用  
Equipped with G1/2" water inlet connector  
With length 6"(150mm.285mm) wall support  
Optional length of faucet outlet pipe: Suitable for food service, commercial kitchens, restaurants, Hotel and cafe applications

出水管型号  
Outlet Pipe Type  
008" (203mm) 外加龙头 plus faucet  
010" (254mm) 外加龙头 plus faucet  
012" (305mm) 外加龙头 plus faucet  
014" (355mm) 外加龙头 plus faucet

花洒可选配以下喷头  
The Following Sprinkler Heads Can Be Optional

9005	9010	9028	9029	9042 9047



**迷你单温台式高压花洒**  
**Mini Single Temperature Desktop High Pressure Shower**

**EQ9803**



产品材质 Product Material	304不锈钢、黄铜 304 stainless steel, brass
产品重量 Product Weight	3kg 3 kg
产品工艺 Product Technology	重力压铸 Gravity molding
产品表面 Product Surface	镀铬 Chrome plating
喷阀流量 Injection Valve Flow	1.42GPM 1.42 GPM
开孔尺寸 Hole Size	22MM 22MM
进水口 Water Inlet	4分进水口 4 points of water intake
适用场合 Applicable Occasion	厨房、洗碗机 Kitchen and dishwasher

**迷你双温台式高压花洒**  
**Mini Double Temperature Desktop High Pressure Shower**

**EQ9801-12A**



产品材质 Product Material	304不锈钢、黄铜 304 stainless steel, brass
产品重量 Product Weight	4.5kg 4.5 kg
产品工艺 Product Technology	重力压铸 Gravity molding
产品表面 Product Surface	镀铬 Chrome plating
喷阀流量 Injection Valve Flow	1.42GPM 1.42 GPM
开孔尺寸 Hole Size	32MM 32MM
进水口 Water Inlet	4分进水口 4 points of water intake
适用场合 Applicable Occasion	厨房、洗碗机 Kitchen and dishwasher

**迷你双温台式高压花洒**  
**Mini Double Temperature Desktop High Pressure Shower**

**EQ9802**



产品材质 Product Material	304不锈钢、黄铜 304 stainless steel, brass
产品重量 Product Weight	3.5kg 3.5 kg
产品工艺 Product Technology	重力压铸 Gravity molding
产品表面 Product Surface	镀铬 Chrome plating
喷阀流量 Injection Valve Flow	1.42GPM 1.42 GPM
开孔尺寸 Hole Size	22MM*2 22MM*2
进水口 Water Inlet	4分进水口 4 points of water intake
适用场合 Applicable Occasion	厨房、洗碗机 Kitchen and dishwasher

**迷你双温台式高压花洒**  
**Mini Double Temperature Desktop High Pressure Shower**

**EQ9806-08**



产品材质 Product Material	304不锈钢、黄铜 304 stainless steel, brass
产品重量 Product Weight	3.95kg 3.95 kg
产品工艺 Product Technology	重力压铸 Gravity molding
产品表面 Product Surface	镀铬 Chrome plating
喷阀流量 Injection Valve Flow	1.42GPM 1.42 GPM
开孔尺寸 Hole Size	22MM*2 22MM*2
进水口 Water Inlet	4分进水口 4 points of water intake
适用场合 Applicable Occasion	厨房、洗碗机 Kitchen and dishwasher

**迷你双温台式高压花洒**  
**Mini Double Temperature Desktop High Pressure Shower**

**EQ9802-12A**



产品材质 Product Material	304不锈钢、黄铜 304 stainless steel, brass
产品重量 Product Weight	4.2kg 4.2 kg
产品工艺 Product Technology	重力压铸 Gravity molding
产品表面 Product Surface	镀铬 Chrome plating
喷阀流量 Injection Valve Flow	1.42GPM 1.42 GPM
开孔尺寸 Hole Size	22MM*2 22MM*2
进水口 Water Inlet	4分进水口 4 points of water intake
适用场合 Applicable Occasion	厨房、洗碗机 Kitchen and dishwasher

**迷你双温台式高压花洒**  
**Mini Double Temperature Desktop High Pressure Shower**

**EQ9805A**



产品材质 Product Material	304不锈钢、黄铜 304 stainless steel, brass
产品重量 Product Weight	3.65kg 3.65 kg
产品工艺 Product Technology	重力压铸 Gravity molding
产品表面 Product Surface	镀铬 Chrome plating
喷阀流量 Injection Valve Flow	1.42GPM 1.42 GPM
开孔尺寸 Hole Size	22MM*2 22MM*2
进水口 Water Inlet	4分进水口 4 points of water intake
适用场合 Applicable Occasion	厨房、洗碗机 Kitchen and dishwasher

**HP-8DP2100A**

**墙式花洒龙头**  
**Wall Shower Faucet**

配G1/2"进水接头  
配长度6"(150mm.285mm)墙支架  
外加龙头出水管长度可选配:  
适用于餐饮服务、商业厨房、餐厅、酒店和咖啡厅的应用

Equipped with G1/2" water inlet connector  
With length 6"(150mm.285mm) wall support  
Optional length of faucet outlet pipe:  
Suitable for food service, commercial kitchens, restaurants, Hotel and cafe applications

出水管型号  
**Outlet Pipe Type**

008" (203mm) 外加龙头 plus faucet  
010" (254mm) 外加龙头 plus faucet  
012" (305mm) 外加龙头 plus faucet  
014" (355mm) 外加龙头 plus faucet



**HP-1DP2100**

**台式花洒龙头**  
**Desktop Shower Faucet**

配G1/2"进水接头  
配长度6"(150mm.285mm)墙支架  
外加龙头出水管长度可选配:  
适用于餐饮服务、商业厨房、餐厅、酒店和咖啡厅的应用

Equipped with G1/2" water inlet connector  
With length 6"(150mm.285mm) wall support  
Optional length of faucet outlet pipe:  
Suitable for food service, commercial kitchens, restaurants, Hotel and cafe applications

出水管型号  
**Outlet Pipe Type**

008" (203mm) 外加龙头 plus faucet  
010" (254mm) 外加龙头 plus faucet  
012" (305mm) 外加龙头 plus faucet  
014" (355mm) 外加龙头 plus faucet



**HP-8DP2101A**

**台式花洒龙头**  
**Desktop Shower Faucet**

配G1/2"进水接头  
配长度6"(150mm.285mm)墙支架  
外加龙头出水管长度可选配:  
适用于餐饮服务、商业厨房、餐厅、酒店和咖啡厅的应用

Equipped with G1/2" water inlet connector  
With length 6"(150mm.285mm) wall support  
Optional length of faucet outlet pipe:  
Suitable for food service, commercial kitchens, restaurants, Hotel and cafe applications

出水管型号  
**Outlet Pipe Type**

008" (203mm) 外加龙头 plus faucet  
010" (254mm) 外加龙头 plus faucet  
012" (305mm) 外加龙头 plus faucet  
014" (355mm) 外加龙头 plus faucet



**HP-1DP2000**

**台式花洒龙头**  
**Desktop Shower Faucet**

配G1/2"进水接头  
配长度6"(150mm.285mm)墙支架  
外加龙头出水管长度可选配:  
适用于餐饮服务、商业厨房、餐厅、酒店和咖啡厅的应用

Equipped with G1/2" water inlet connector  
With length 6"(150mm.285mm) wall support  
Optional length of faucet outlet pipe:  
Suitable for food service, commercial kitchens, restaurants, Hotel and cafe applications


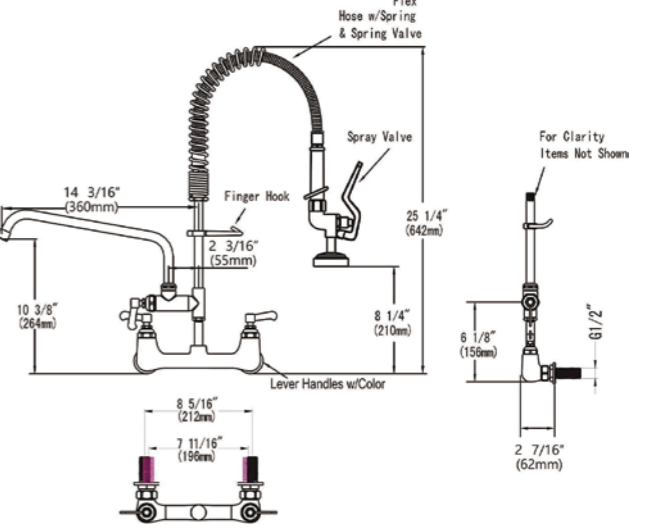
出水管型号  
**Outlet Pipe Type**

008" (203mm) 外加龙头 plus faucet  
010" (254mm) 外加龙头 plus faucet  
012" (305mm) 外加龙头 plus faucet  
014" (355mm) 外加龙头 plus faucet



**9808-12A**

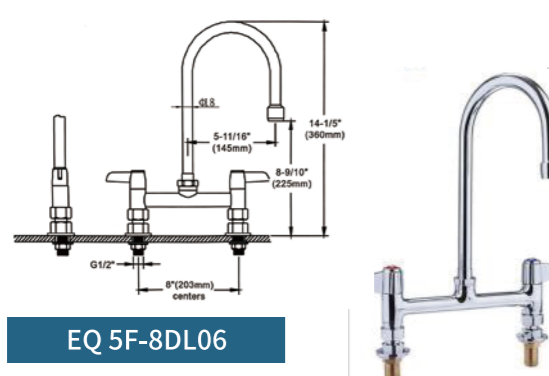
**迷你双温入墙龙头**  
**Mini Double Warm Tap Into Wall**

# EQ厨房台面龙头系列

EQ KITCHEN COUNTERTOP FAUCET SERIES



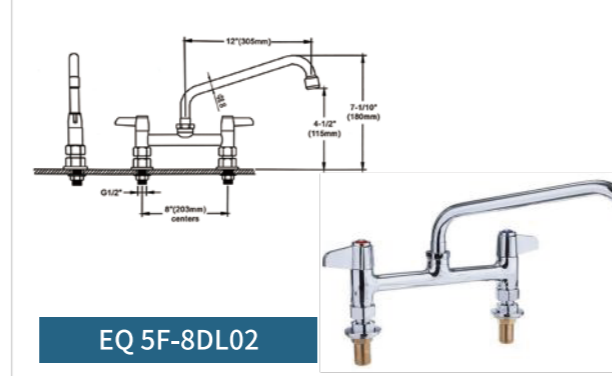


**EQ 5F-8DL06**

**EQ台式龙头  
Eq Table Faucet**

8寸双温龙头底座  
鹅颈管6寸  
EQ把手设计  
开孔尺寸:  
22mm\*2孔间距8" (203mm)

8 "double warm faucet base  
Gooseneck Tube 6"  
EQ handle design  
Hole size: 22mm\*2 hole spacing 8 "(203mm)



**EQ 5F-8DL02**

**EQ台式龙头  
Eq Table Faucet**

8寸双温龙头底座  
摇摆管  
EQ把手设计  
开孔尺寸:  
22mm\*2孔间距8" (203mm)

8 "double warm faucet base  
Swing tube  
EQ handle design  
Hole size: 22mm\*2 hole spacing 8 "(203mm)



**EQ 5F-4SS06**

**EQ台式龙头  
Eq Table Faucet**

4寸盖装双温龙头底座  
鹅颈管6寸, EQ把手设计  
开孔直径: 22mm\*2孔间距4" (102mm)  
Double warm faucet base with 4 inch cover  
Gooseneck Tube 6", EQ handle design  
Opening diameter:  
22mm\*2hole spacing 4 "(102mm)



**EQ 5F-4DS06**

**EQ台式龙头  
Eq Table Faucet**

4寸盖装双温龙头底座  
摇摆管, EQ把手设计  
开孔直径: 22mm\*2孔间距4" (102mm)  
Double warm faucet base  
with 4 inch cover, Swing tube  
EQ handle design  
Opening diameter: 22mm\*2hole spacing 4 "(102mm)



**EQ 5F-4TL06**

**EQ墙式龙头  
Eq Wall Faucet**

墙式4寸双温龙头底座  
鹅颈管, EQ把手设计  
开孔直径: 22mm\*2孔间距4" (102mm)  
Wall type 4 inch double warm faucet base  
Gooseneck tube  
EQ handle design  
Opening diameter: 22mm\*2hole spacing 4 "(102mm)



**EQ 5F-4TL02**

**EQ墙式龙头  
Eq Wall Faucet**

墙式4寸双温龙头底座  
摇摆管, EQ把手设计  
开孔直径: 22mm\*2孔间距4" (102mm)  
Wall type 4 inch double  
warm faucet base, Swing tube  
EQ handle design  
Opening diameter: 22mm\*2hole spacing 4 "(102mm)



**EQ 5F-1WL06**

**EQ墙式龙头  
Eq Wall Faucet**

墙式单孔单温龙头底座  
鹅颈管6寸, EQ把手设计  
开孔直径: 22mm  
Wall type single hole single-  
temperature tap base  
Gooseneck Tube 6", EQ handle design  
Opening diameter: 22mm



**EQ 5F-8TL02**

**EQ墙式龙头  
Eq Wall Faucet**

墙式8寸双温龙头底座  
摇摆管, EQ把手设计  
开孔直径: 22mm\*2孔间距8" (203mm)  
Wall type 8 "double warm faucet base  
Swing tube, EQ handle design  
Opening diameter: 22mm\*2hole spacing 8 "(203mm)



**EQ 5F-6DL06**

**EQ台式龙头  
Eq Table Faucet**

6寸双温龙头底座  
鹅颈管6寸, EQ把手设计  
开孔直径: 22mm\*2孔间距6" (152mm)  
6 "double warm faucet base, Gooseneck  
Tube 6", EQ handle design  
Opening diameter: 22mm\*2hole spacing 6 "(152mm)



**EQ 5F-1WL02**

**EQ墙式龙头  
Eq Wall Faucet**

墙式单孔单温龙头底座  
摇摆管, EQ把手设计  
开孔直径: 22mm  
Wall type single hole single  
temperature tap base, Swing tube  
EQ handle design, Opening diameter: 22mm

# EQ厨房台面龙头系列

EQ KITCHEN COUNTERTOP FAUCET SERIES





**EQ 5F-7DL06**

**EQ台式龙头  
Eq Table Faucet**

7寸双温龙头底座, 鹅颈管6寸, EQ把手设计  
开孔直径: 22mm\*2孔间距7" (178mm)  
7 "double warm faucet base  
Gooseneck Tube 6", EQ handle design  
Opening diameter:  
22mm\*2hole spacing 7 "(178mm)



**EQ 5F-8DS06**

**EQ台式龙头  
Eq Table Faucet**

8寸盖装双温龙头底座  
鹅颈管6寸  
EQ把手设计  
开孔直径: 22mm\*2孔间距8" (203mm)

Double warm faucet base with 8 "cover  
Gooseneck Tube 6", EQ handle design  
Opening diameter:  
22mm\*2hole spacing 8 "(203mm)





**EQ 5F-6DL02**

**EQ台式龙头  
Eq Table Faucet**

6寸双温龙头底座, 摇摆管, EQ把手设计  
开孔直径: 22mm\*2孔间距6" (152mm)  
6 "double warm faucet base  
Swing tube, EQ handle design  
Opening diameter: 22mm\*2hole spacing 6 "(152mm)



**EQ 5F-8DS02**

**EQ台式龙头  
Eq Table Faucet**

8寸盖装双温龙头底座  
摇摆管  
EQ把手设计  
开孔直径: 22mm\*2孔间距8" (203mm)

Double warm faucet base with 8 "cover  
Swing tube  
EQ handle design  
Opening diameter:  
22mm\*2hole spacing 8 "(203mm)





**EQ 5F-7DL02**

**EQ台式龙头  
Eq Table Faucet**

7寸双温龙头底座, 摇摆管, EQ把手设计  
开孔直径: 22mm\*2孔间距7" (178mm)  
7 "double warm faucet base  
Swing tube, EQ handle design  
Opening diameter: 22mm\*2hole spacing 7 "(178mm)



**EQ 5F-8TL06**

**EQ墙式龙头  
Eq Wall Faucet**

墙式8寸双温龙头底座  
鹅颈管6寸  
EQ把手设计  
开孔直径: 22mm\*2孔间距8" (203mm)

Wall type 8 "double warm faucet base  
Gooseneck Tube 6", EQ handle design  
Opening diameter:  
22mm\*2hole spacing 8 "(203mm)



# EQ厨房台面龙头系列

EQ KITCHEN COUNTERTOP FAUCET SERIES



**EQ 5F-2SL06**

**EQ台式龙头**  
Eq Table Faucet

单孔双温龙头底座  
鹅颈管6寸, EQ把手设计  
开孔尺寸: 32mm  
Single hole double temperature faucet base  
Gooseneck Tube 6", EQ handle design  
Hole size: 32mm



**EQ 5F-2SL02**

**EQ台式龙头**  
Eq Table Faucet

单孔双温龙头底座  
摇摆管, EQ把手设计  
开孔尺寸: 32mm  
Single hole double temperature  
faucet base, Swing tube, EQ handle design  
Hole size: 32mm



**EQ 5F-8WL06**

**EQ墙式龙头**  
Eq Wall Faucet

墙式8寸龙头底座  
鹅颈管6寸, 把手设计  
开孔尺寸: 22mm\*2孔间距8" (203mm)  
Wall type 8" faucet base  
Gooseneck Tube 6", Handle design  
Hole size: 22mm\*2 hole spacing 8" (203mm)



**EQ 5F-8WL02**

**EQ墙式龙头**  
Eq Wall Faucet

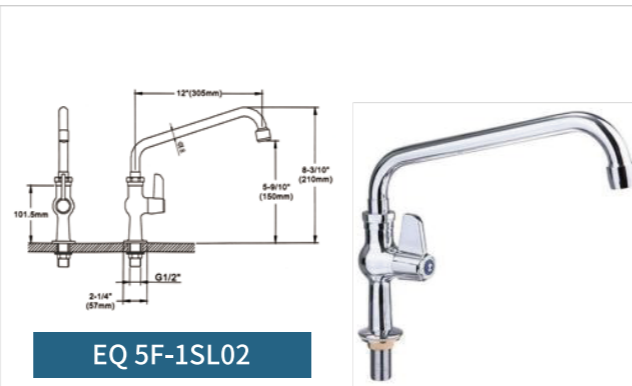
墙式8寸龙头底座  
摇摆管, EQ把手设计  
开孔尺寸: 22mm\*2孔间距8" (203mm)  
Wall type 8" faucet base  
Swing tube, EQ handle design  
Hole size: 22mm\*2 hole spacing 8" (203mm)



**EQ 5F-1SL06**

**EQ台式龙头**  
Eq Table Faucet

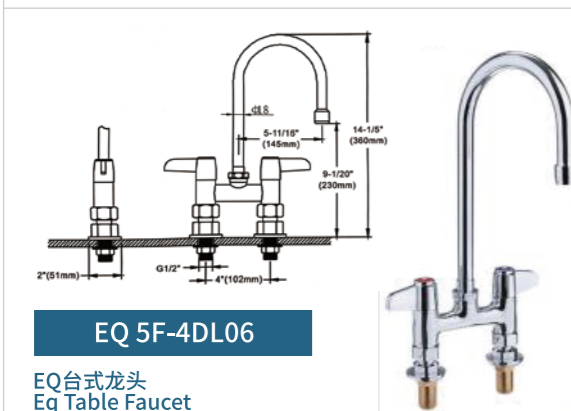
单温单孔龙头底座  
鹅颈管6寸  
EQ把手设计  
开孔尺寸: 22mm  
Single temperature single hole faucet base  
Gooseneck Tube 6"  
EQ handle design  
Hole size: 22mm



**EQ 5F-1SL02**

**EQ台式龙头**  
Eq Table Faucet

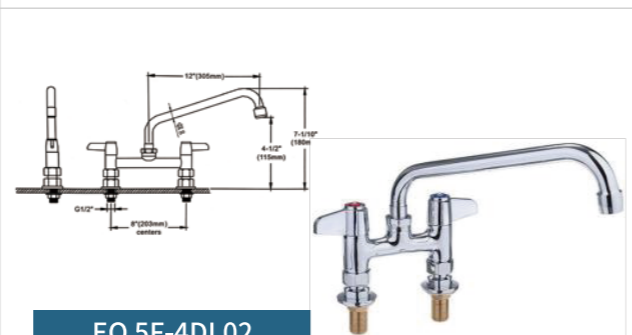
单温单孔龙头底座  
摇摆管  
EQ把手设计  
开孔尺寸: 22mm  
Single temperature single hole faucet base  
Swing tube  
EQ handle design  
Hole size: 22mm



**EQ 5F-4DL06**

**EQ台式龙头**  
Eq Table Faucet

4寸双温龙头底座  
鹅颈管6寸  
EQ把手设计  
开孔直径:  
22mm\*2孔间距4" (102mm)  
4" double warm faucet base  
Gooseneck Tube 6"  
EQ handle design  
Opening diameter: 22mm\*2 hole spacing 4" (102mm)



**EQ 5F-4DL02**

**EQ台式龙头**  
Eq Table Faucet

4寸双温龙头底座  
摇摆管6寸  
EQ把手设计  
开孔直径:  
22mm\*2孔间距4" (102mm)  
4" double warm faucet base  
Rocking Tube 6"  
EQ handle design  
Opening diameter: 22mm\*2 hole spacing 4" (102mm)

# 台面感应龙头系列

TABLE-TOP INDUCTION FAUCET SERIES



**感应龙头 (HTGY-LSBE-01)**  
Induction Tap (HTGY-LSBE-01)



**感应龙头 (HTGY-LSBE-02)**  
Induction Tap (HTGY-LSBE-02)



**感应龙头 (HTGY-LSBE-03)**  
Induction Tap (HTGY-LSBE-03)



**感应龙头 (4 BE-EU4DS-C)**  
Induction Tap (4 BE-EU4DS-C)



**感应龙头 (4 BE-EU4DS-D)**  
Induction Tap (4 BE-EU4DS-D)



**感应龙头 (EH-3142)**  
Induction Faucet (EH-3142)



**感应龙头 (5BE-EU4DS-C)**  
Induction Faucet (5BE-EU4DS-C)



**感应龙头 (EH-B-3143)**  
Induction Tap (EH-B-3143)



**冷热一体化, 交直流双用, 双温止回阀**  
Cold And Hot Integration, Ac And Dc Dual Use,  
Double Temperature Check Valve

可以调节软管止动块  
Hose stop block can be adjusted

龙头臂4.5mm加强筋提高强度  
Faucet arm 4.5mm reinforcement  
Increase strength

龙头坐5mm不锈钢板，加强筋高强度  
Faucet sitting 5mm stainless steel plate, Reinforcement high strength

管子  
pipe

**B-7321-01**  
不锈钢304开放式洗地龙头  
Stainless Steel 304 Open Floor Wash Faucet

- 1、整体采用不锈钢304全环保材料，表面抛光镜面处理
- 2、长度为10.7m (35英尺) 和15m (50英尺)
- 3、软管为耐折3层复合材料，温度为4~100度，压力为300PSI~1000PSI
- 4、自动回卷系统，告别凌乱

The main spring uses high strength alloy, pull over 25K Force test

1. the overall use of stainless steel 304 full environmental protection materials, surface polishing mirror processing
2. Length of 10.7m (35 ft) and 15m (50 ft)
3. The flexible hose is a 3-layer composite material with a temperature of 4~100 degrees and a pressure of 300 psi ~1000 psi
4. automatic rewinding system, say goodbye to messy

**9009**  
标配花洒喷, 5.38LPM/1.42GPM, 为商业厨房而设计, 松开把手就自动关闭。  
Standard with shower head 5.38 LPM / 1.42 GPM, Designed for commercial kitchens, Release the handle and it closes automatically.

**9011**  
深蓝色喷枪, 强劲水柱清洗功能方便水流调节柔和水花调节省力设计可轻松使用  
Dark blue spray gun Strong water column cleaning function is convenient Water flow regulation soft splash regulation Labor-saving design is easy to use

**9072-01:**  
蓝色防摔扣板喷枪, 强大的清洗功能方便有效的控水能力, 自动软笔, 蓝色橡胶套  
Anti-fall spike spray gun blue Powerful cleaning function is convenient Effective water control ability, Automatic soft pen with blue rubber sleeve



**9012**  
金属铜接头喷枪, 强劲水柱到散开水花水流调节柔和水花调节省力设计可轻松使用  
Metal spray gun with copper joint Strong water column to spread spray Water flow regulation soft splash regulation Labor-saving design is easy to use

可以调节软管止动块  
Hose stop block can be adjusted

龙头臂4mm加强筋提高强度  
Faucet arm 4mm reinforcement to improve strength

龙头坐5mm板, 加强筋高强度  
The faucet sits on a 5mm plate with high strength reinforcement

管子  
pipe

**B-7331-01**  
黑色碳钢开放式洗地龙头  
Black Carbon Steel Open Wash Faucet

- 1、整体采用碳钢材料, 表面防锈防腐处理
- 2、长度为10.7m (35英尺) 和15m (50英尺)
- 3、软管为耐折3层复合材料, 温度为4~100度, 压力为300PSI~1000PSI
- 4、自动回卷系统, 告别凌乱

The main spring uses high strength alloy, pull over 25K Force test

1. the overall use of carbon steel material, surface rust and corrosion prevention treatment
2. Length of 10.7m (35 ft) and 15m (50 ft)
3. The flexible hose is a 3-layer composite material with a temperature of 4~100 degrees and a pressure of 300 psi ~1000 psi
4. automatic rewinding system, say goodbye to messy

**9009**  
标配花洒喷, 5.38LPM/1.42GPM, 为商业厨房而设计, 松开把手就自动关闭。  
Standard with shower head 5.38 LPM / 1.42 GPM, Designed for commercial kitchens, Release the handle and it closes automatically.

**9011**  
深蓝色喷枪, 强劲水柱清洗功能方便水流调节柔和水花调节省力设计可轻松使用  
Dark blue spray gun Strong water column cleaning function is convenient Water flow regulation soft splash regulation Labor-saving design is easy to use

**9072-02**  
黑色防摔扣板喷枪, 强大的清洗功能方便有效的控水能力, 自动软笔, 黑色橡胶套  
Black anti-fall spike gun Powerful cleaning function is convenient Effective water control ability, Automatic soft pen with black rubber sleeve



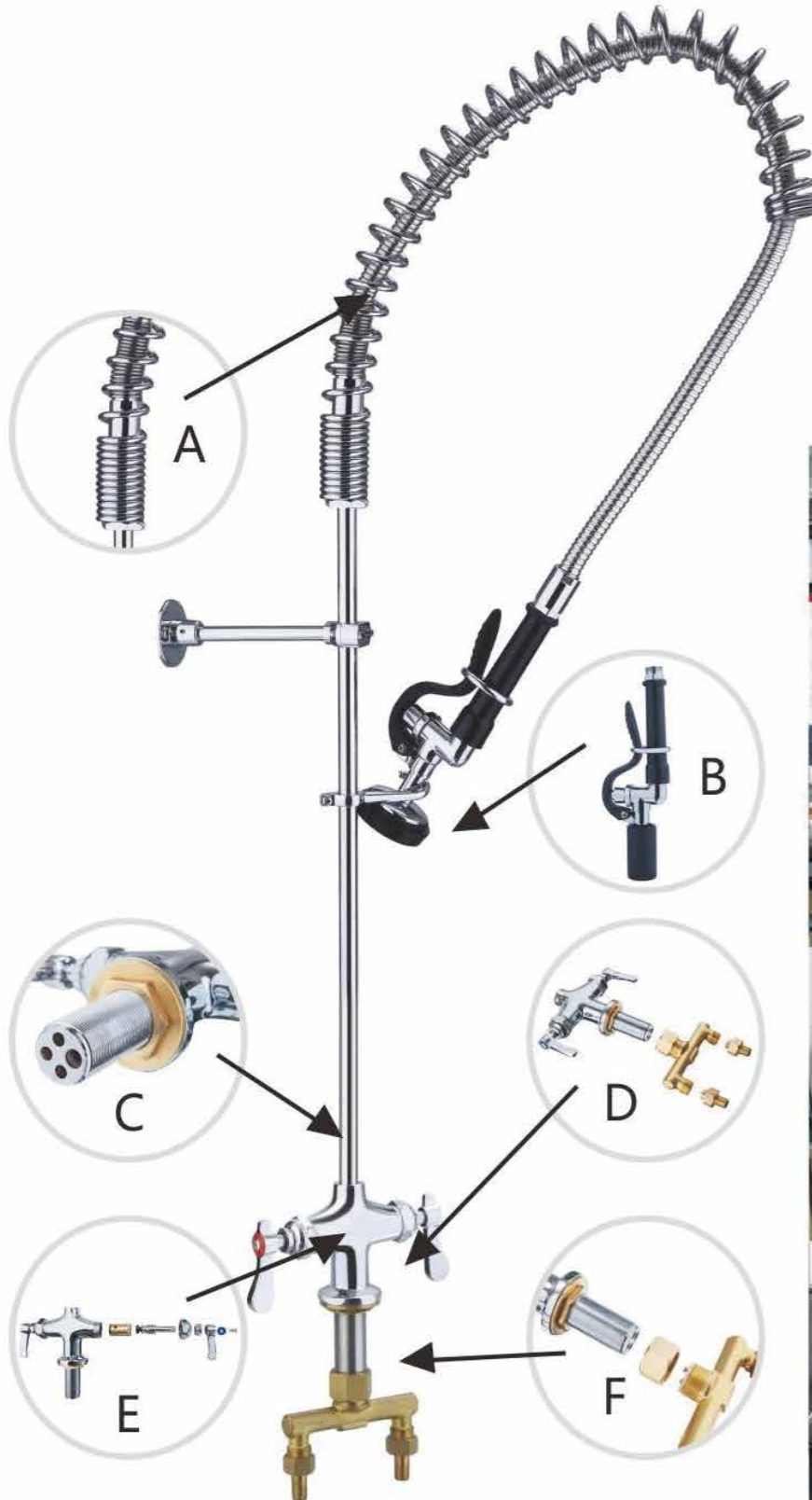
**9012**  
金属铜接头喷枪, 强劲水柱到散开水花水流调节柔和水花调节省力设计可轻松使用  
Metal spray gun with copper joint Strong water column to spread spray Water flow regulation soft splash regulation Labor-saving design is easy to use

<p><b>B-7311-01</b></p> <p><b>密封式不锈钢洗地龙头</b> Sealed Stainless Steel Faucet For Floor Washing</p> <p>B-7311-01/10m B-7311-01/13m</p> <ol style="list-style-type: none"> <li>1. 整体采用不锈钢304全环保材料, 表面抛光镜面处理</li> <li>2. 长度为10m (35英寸) 和13m (43英尺)</li> <li>3. 软管为耐折3层复合材料, 耐温: 4~100度, 压力为300PSI~1000PSI</li> <li>4. 自动回卷系统, 告别凌乱</li> </ol>  <p>B-7311-01/10m B-7311-01/13m</p> <ol style="list-style-type: none"> <li>1. The whole is made of stainless steel 304 environment-friendly materials, Surface polishing mirror finish</li> <li>2. 10m (35 inches) and 13m (43 feet) in length</li> <li>3. The flexible hose is 3-layer composite material with folding resistance, temperature resistance: 4~100 degrees, The pressure is 300PSI to 1000PSI</li> <li>4. Automatic rewinding system, goodbye messy</li> </ol>	<p><b>B-7321-01</b></p> <p><b>开放式不锈钢洗地龙头</b> Open Stainless Steel Floor Wash Faucet</p> <p>B-7321-01/5m B-7321-01/10.7m B-7321-01/15m</p> <ol style="list-style-type: none"> <li>1. 整体采用不锈钢304全环保材料, 表面抛光镜面处理</li> <li>2. 长度为10.7m (35英寸) 和15m (50英尺)</li> <li>3. 软管为耐折3层复合材料, 耐温: 4~100度, 压力为300PSI~1000PSI</li> <li>4. 自动回卷系统, 告别凌乱</li> </ol>  <p>B-7321-01/5m B-7321-01/10.7m B-7321-01/15m</p> <ol style="list-style-type: none"> <li>1. The whole is made of stainless steel 304 environment-friendly materials, Surface polishing mirror finish</li> <li>2. Length of 10.7m (35 inches) and 15m (50 feet)</li> <li>3. The flexible hose is 3-layer composite material with folding resistance, temperature resistance: 4~100 degrees, The pressure is 300PSI to 1000PSI</li> <li>4. Automatic rewinding system, goodbye messy</li> </ol>
<p><b>B-7331-01</b></p> <p><b>开放式碳钢洗地龙头</b> Open Carbon Steel Floor Wash Faucet</p> <p>B-7331-01/5m B-7331-01/10.7m B-7331-01/15m</p> <ol style="list-style-type: none"> <li>1. 整体采用碳钢全环保材料, 表面防锈防腐处理</li> <li>2. 长度为10.7m (35英寸) 和15m (50英尺)</li> <li>3. 软管为耐折3层复合材料, 耐温: 4~100度, 压力为300PSI~1000PSI</li> <li>4. 自动回卷系统, 告别凌乱</li> </ol>  <p>B-7331-01/5m B-7331-01/10.7m B-7331-01/15m</p> <ol style="list-style-type: none"> <li>1. The overall use of carbon steel environment-friendly materials, Anti-rust and anti-corrosion treatment of the surface</li> <li>2. Length of 10.7m (35 inches) and 15m (50 feet)</li> <li>3. The flexible hose is 3-layer composite material with folding resistance, temperature resistance: 4~100 degrees, The pressure is 300PSI to 1000PSI</li> <li>4. Automatic rewinding system, goodbye messy</li> </ol>	<p><b>B-7341-01</b></p> <p><b>开放式碳钢洗地龙头</b> Open Carbon Steel Floor Wash Faucet</p> <p>B-7341-01/5m B-7341-01/10.7m B-7341-01/15m</p> <ol style="list-style-type: none"> <li>1. 整体采用碳钢全环保材料, 表面防锈防腐处理</li> <li>2. 长度为10.7m (35英寸) 和15m (50英尺)</li> <li>3. 软管为耐折3层复合材料, 耐温: 4~100度, 压力为300PSI~1000PSI</li> <li>4. 自动回卷系统, 告别凌乱</li> </ol>  <p>B-7341-01/5m B-7341-01/10.7m B-7341-01/15m</p> <ol style="list-style-type: none"> <li>1. The overall use of carbon steel environment-friendly materials, Anti-rust and anti-corrosion treatment of the surface</li> <li>2. Length of 10.7m (35 inches) and 15m (50 feet)</li> <li>3. The flexible hose is 3-layer composite material with folding resistance, temperature resistance: 4~100 degrees, The pressure is 300PSI to 1000PSI</li> <li>4. Automatic rewinding system, goodbye messy</li> </ol>

 <p><b>B-7351-01</b></p> <p><b>开放式不锈钢洗地龙头</b> Open Stainless Steel Floor Wash Faucet</p> <ol style="list-style-type: none"> <li>1. 整体采用不锈钢304全环保材料, 表面抛光镜面处理</li> <li>2. 长度为20米</li> <li>3. 软管为耐折3层复合材料, 耐温: 4~100度, 压力为300PSI~1000PSI</li> <li>4. 自动回卷系统, 告别凌乱</li> </ol> <p>1. The whole is made of stainless steel 304 environment-friendly materials, Surface polishing mirror finish</p> <ol style="list-style-type: none"> <li>2. The length is 20 meters</li> <li>3. The flexible hose is 3-layer composite material with folding resistance, temperature resistance: 4~100 degrees, The pressure is 300PSI to 1000PSI</li> <li>4. Automatic rewinding system, goodbye messy</li> </ol>	<p><b>B-7361-01</b></p> <p><b>开放式黑色碳钢洗地龙头</b> Open Black Carbon Steel Floor Wash Faucet</p> <ol style="list-style-type: none"> <li>1. 整体采用碳钢全环保材料, 表面抛光镜面处理</li> <li>2. 长度为20米</li> <li>3. 软管为耐折3层复合材料, 耐温: 4~100度, 压力为300PSI~1000PSI</li> <li>4. 自动回卷系统, 告别凌乱</li> </ol> <p>1. The overall use of carbon steel environment-friendly materials, Surface polishing mirror finish</p> <ol style="list-style-type: none"> <li>2. The length is 20 meters</li> <li>3. The flexible hose is 3-layer composite material with folding resistance, temperature resistance: 4~100 degrees, The pressure is 300PSI to 1000PSI</li> <li>4. Automatic rewinding system, goodbye messy</li> </ol>
 <p><b>B-7371-01</b></p> <p><b>开放式碳钢洗地龙头</b> Open Carbon Steel Floor Wash Faucet</p> <ol style="list-style-type: none"> <li>1. 整体采用碳钢全环保材料, 表面抛光镜面处理</li> <li>2. 长度为20米</li> <li>3. 软管为耐折3层复合材料, 耐温: 4~100度, 压力为300PSI~1000PSI</li> <li>4. 自动回卷系统, 告别凌乱</li> </ol> <p>1. The overall use of carbon steel environment-friendly materials, Surface polishing mirror finish</p> <ol style="list-style-type: none"> <li>2. The length is 20 meters</li> <li>3. The flexible hose is 3-layer composite material with folding resistance, temperature resistance: 4~100 degrees, The pressure is 300PSI to 1000PSI</li> <li>4. Automatic rewinding system, goodbye messy</li> </ol>	<p><b>B-7371-01</b></p> <p><b>开放式碳钢洗地龙头</b> Open Carbon Steel Floor Wash Faucet</p> <ol style="list-style-type: none"> <li>1. 整体采用碳钢全环保材料, 表面抛光镜面处理</li> <li>2. 长度为20米</li> <li>3. 软管为耐折3层复合材料, 耐温: 4~100度, 压力为300PSI~1000PSI</li> <li>4. 自动回卷系统, 告别凌乱</li> </ol> <p>1. The overall use of carbon steel environment-friendly materials, Surface polishing mirror finish</p> <ol style="list-style-type: none"> <li>2. The length is 20 meters</li> <li>3. The flexible hose is 3-layer composite material with folding resistance, temperature resistance: 4~100 degrees, The pressure is 300PSI to 1000PSI</li> <li>4. Automatic rewinding system, goodbye messy</li> </ol>

**可选配件 OPTIONAL ACCESSORIES**

<p><b>A款</b></p> <p><b>9009</b></p> <p>标准花洒喷头 5.38LPM/1.42GPM, 为商业厨房而设计, 松开把手就自动关闭。</p> <p>Standard shower head, 5.38LPM/1.42GPM, Designed for commercial kitchens, Release the handle and it closes automatically.</p>	<p><b>B款</b></p> <p><b>9072-01</b></p> <p>蓝色防摔扣板喷枪 强大的清洗功能方便有效的控水能力 自动软笔, 蓝色橡胶套</p> <p>Anti-fall spike spray gun blue, Powerful cleaning function is convenient, Effective water control ability, Automatic soft pen with blue rubber sleeve</p>	<p><b>C款</b></p> <p><b>9012</b></p> <p>金属铜接头喷枪 强劲水柱到散开水花 水流调节柔和水花调节 省力设计可轻松使用</p> <p>Metal spray gun with copper joint, Strong water column to spread spray, Water flow regulation soft splash regulation, Labor-saving design is easy to use</p>	<p><b>D款</b></p> <p><b>9011</b></p> <p>深蓝色喷枪 强劲水柱清洗功方便 水流调节柔和水花调节 省力设计可轻松使用</p> <p>Dark blue spray gun, The strong water column is convenient for cleaning, Water flow regulation soft splash regulation, Labor-saving design is easy to use</p>	<p><b>E款</b></p> <p><b>9094</b></p> <p>快装一体式不锈钢洗地龙头支架 适用于所有炬材洗地龙头 单人安装</p> <p>Quick-fitting all-in-one stainless steel, Washing faucet support, Suitable for all torch washing faucets, Single installation</p>
---	--	---	--	---






**8201A**

**座台式台面冲洗花洒龙头**  
**Table Wash Shower Faucet**

配G1/2" 长度18"(457mm)内螺纹进水管  
进水口配有止回水倒流  
配长度6" (150mm.285mm)墙支架  
外加龙头出水管长度可选配:  
适用于餐饮服务、商业厨房、餐厅、  
酒店和咖啡厅的应用

With G1/2 "length 18" (457mm) internal threaded water inlet pipe The water inlet is equipped with check water flow back With length 6 "(150mm.285mm) wall bracket Optional length of faucet outlet pipe:Suitable for food service, commercial kitchens, restaurants,Hotel and cafe applications

A. 59-1黄铜制造  
A. 59-1 Brass manufacturing  
B. 五层电镀工艺处理  
B. Five-layer electroplating process  
C. 采用螺杆阀芯永不漏水  
C. Screw spool never leaks  
D. 304不锈钢软管  
D. 304 stainless steel hose  
E. 不锈钢弹簧  
E. Stainless Steel springs

<p style="text-align: center;"><b>8202A</b></p> <p style="text-align: center;"><b>座台式台面冲洗花洒龙头</b> <b>Table Wash Shower Faucet</b></p> <p>配G1/2" 长度18"(457mm)内螺纹进水管 进水口配有止回水倒流 配长度6" (150mm.285mm)墙支架 外加龙头出水管长度可选配: 适用于餐饮服务、商业厨房、餐厅、 酒店和咖啡厅的应用</p> <p>With G1/2 "length 18" (457mm) internal threaded water inlet pipe The water inlet is equipped with check water flow back With length 6 "(150mm.285mm) wall bracket Optional length of faucet outlet pipe:Suitable for food service, commercial kitchens, restaurants,Hotel and cafe applications</p> <p style="text-align: center;"><b>出水管型号</b> <b>Outlet Pipe Type</b></p> <p>① 008" (203mm) 外加龙头 plus faucet ② 010" (254mm) 外加龙头 plus faucet ③ 012" (305mm) 外加龙头 plus faucet ④ 014" (355mm) 外加龙头 plus faucet</p>	<p style="text-align: center;"><b>8202A-12</b></p> <p style="text-align: center;"><b>座台式台面冲洗花洒龙头</b> <b>Table Wash Shower Faucet</b></p> <p>配G1/2" 长度18"(457mm)内螺纹进水管 进水口配有止回水倒流 配长度6" (150mm.285mm)墙支架 外加龙头出水管长度可选配: 适用于餐饮服务、商业厨房、餐厅、 酒店和咖啡厅的应用</p> <p>With G1/2 "length 18" (457mm) internal threaded water inlet pipe The water inlet is equipped with check water flow back With length 6 "(150mm.285mm) wall bracket Optional length of faucet outlet pipe:Suitable for food service, commercial kitchens, restaurants,Hotel and cafe applications</p> <p style="text-align: center;"><b>出水管型号</b> <b>Outlet Pipe Type</b></p> <p>① 008" (203mm) 外加龙头 plus faucet ② 010" (254mm) 外加龙头 plus faucet ③ 012" (305mm) 外加龙头 plus faucet ④ 014" (355mm) 外加龙头 plus faucet</p>
<p style="text-align: center;"><b>8203A</b></p> <p style="text-align: center;"><b>座台式 (快速安装版)</b> <b>台面冲洗花洒龙头</b> <b>Bench Type (Quick Mounting Version)</b> <b>Counter Wash Shower Faucet</b></p> <p>配G1/2" 长度18"(457mm)内螺纹进水管 进水口配有止回水倒流 配长度6" (150mm.285mm)墙支架 外加龙头出水管长度可选配: 适用于餐饮服务、商业厨房、餐厅、 酒店和咖啡厅的应用</p> <p>With G1/2 "length 18" (457mm) internal threaded water inlet pipe The water inlet is equipped with check water flow back With length 6 "(150mm.285mm) wall bracket Optional length of faucet outlet pipe:Suitable for food service, commercial kitchens, restaurants,Hotel and cafe applications</p> <p style="text-align: center;"><b>出水管型号</b> <b>Outlet Pipe Type</b></p> <p>① 008" (203mm) 外加龙头 plus faucet ② 010" (254mm) 外加龙头 plus faucet ③ 012" (305mm) 外加龙头 plus faucet ④ 014" (355mm) 外加龙头 plus faucet</p>	<p style="text-align: center;"><b>8203A-12</b></p> <p style="text-align: center;"><b>座台式 (快速安装版)</b> <b>台面冲洗花洒龙头</b> <b>Bench Type (Quick Mounting Version)</b> <b>Counter Wash Shower Faucet</b></p> <p>配G1/2" 长度18"(457mm)内螺纹进水管 进水口配有止回水倒流 配长度6" (150mm.285mm)墙支架 外加龙头出水管长度可选配: 适用于餐饮服务、商业厨房、餐厅、 酒店和咖啡厅的应用</p> <p>With G1/2 "length 18" (457mm) internal threaded water inlet pipe The water inlet is equipped with check water flow back With length 6 "(150mm.285mm) wall bracket Optional length of faucet outlet pipe:Suitable for food service, commercial kitchens, restaurants,Hotel and cafe applications</p> <p style="text-align: center;"><b>出水管型号</b> <b>Outlet Pipe Type</b></p> <p>① 008" (203mm) 外加龙头 plus faucet ② 010" (254mm) 外加龙头 plus faucet ③ 012" (305mm) 外加龙头 plus faucet ④ 014" (355mm) 外加龙头 plus faucet</p>
<p style="text-align: center;"><b>8204A</b></p> <p style="text-align: center;"><b>嵌入式装墙面冲洗花洒龙头</b> <b>Built-in Wall Wash Shower Faucet</b></p> <p>配G1/2" 长度18"(457mm)内螺纹进水管 进水口配有止回水倒流 配长度6" (150mm.285mm)墙支架 外加龙头出水管长度可选配: 适用于餐饮服务、商业厨房、餐厅、 酒店和咖啡厅的应用</p> <p>With G1/2 "length 18" (457mm) internal threaded water inlet pipe The water inlet is equipped with check water flow back With length 6 "(150mm.285mm) wall bracket Optional length of faucet outlet pipe:Suitable for food service, commercial kitchens, restaurants,Hotel and cafe applications</p> <p style="text-align: center;"><b>出水管型号</b> <b>Outlet Pipe Type</b></p> <p>① 008" (203mm) 外加龙头 plus faucet ② 010" (254mm) 外加龙头 plus faucet ③ 012" (305mm) 外加龙头 plus faucet ④ 014" (355mm) 外加龙头 plus faucet</p>	<p style="text-align: center;"><b>8204A-12</b></p> <p style="text-align: center;"><b>嵌入式装墙面冲洗花洒龙头</b> <b>Built-in Wall Wash Shower Faucet</b></p> <p>配G1/2" 长度18"(457mm)内螺纹进水管 进水口配有止回水倒流 配长度6" (150mm.285mm)墙支架 外加龙头出水管长度可选配: 适用于餐饮服务、商业厨房、餐厅、 酒店和咖啡厅的应用</p> <p>With G1/2 "length 18" (457mm) internal threaded water inlet pipe The water inlet is equipped with check water flow back With length 6 "(150mm.285mm) wall bracket Optional length of faucet outlet pipe:Suitable for food service, commercial kitchens, restaurants,Hotel and cafe applications</p> <p style="text-align: center;"><b>出水管型号</b> <b>Outlet Pipe Type</b></p> <p>① 008" (203mm) 外加龙头 plus faucet ② 010" (254mm) 外加龙头 plus faucet ③ 012" (305mm) 外加龙头 plus faucet ④ 014" (355mm) 外加龙头 plus faucet</p>









**A-1340**

开孔尺寸: 34mm  
管长: 600mm  
台面距离: 320mm  
Hole size: 34mm  
Pipe length: 600mm  
Table distance: 320mm



**A-1341**

开孔尺寸: 32mm  
管长: 500mm-1500mm  
台面距离: 500mm  
Hole size: 32mm  
Pipe length: 500mm-1500mm  
Table distance: 500mm



**A-1342**

开孔尺寸: 22mm  
管长: 200mm  
管径: 22mm  
台面距离: 320mm  
Hole size: 22mm  
Pipe length: 200mm  
Pipe diameter: 22mm  
Table distance: 320mm



**A-1343**

开孔尺寸: 34mm  
管长: 390mm  
台面距离: 440mm  
Hole size: 34mm  
Pipe length: 390mm  
Table distance: 440mm



**A-1344**

开孔尺寸: 34mm  
管长: 240mm  
管径: 20mm  
台面距离: 330mm  
Hole size: 34mm  
Pipe length: 240mm  
Pipe diameter: 20mm  
Table distance: 330mm



**A-2237**

台面安装开孔尺寸: 22mm  
Table mounting hole size: 22mm



**A-2338**

墙面安装开孔尺寸: 22mm  
Wall installation hole size: 22mm



**A-2339**

墙面安装开孔尺寸: 22mm\*28" (203mm)  
Wall installation hole size: 22mm\*28" (203mm)



**A-2340**

墙面安装开孔尺寸: 22mm  
Wall installation hole size: 22mm



**A-2341**


墙面安装开孔尺寸: 22mm  
Wall installation hole size: 22mm



**A-1701**

**座台式台面汤锅注水龙头  
Bench Top Stock Pot Water Injection Faucet**

配68" (1735mm)  
不锈钢双扣食品级  
软管带真空破除器  
配挂钩式注水口  
Fit 68" (1735mm)  
Stainless steel double buckle food grade  
Hose with vacuum breaker  
Equipped with hook type water injection port



**A-1702**

**嵌入式台面汤锅注水龙头  
Recessed Countertop Stock Pot Water Injection Faucet**


配68" (1735mm)  
不锈钢双扣食品级  
软管带真空破除器  
配挂钩式注水口  
Fit 68" (1735mm)  
Stainless steel double buckle food grade  
Hose with vacuum breaker  
Equipped with hook type water injection port



**A-1703**

**单孔式台面汤锅注水龙头  
Single Hole Water Injection Faucet For Mesa Stock Pot**

配68" (1735mm)  
不锈钢双扣食品级  
软管带真空破除器  
配挂钩式注水口  
Fit 68" (1735mm)  
Stainless steel double buckle food grade  
Hose with vacuum breaker  
Equipped with hook type water injection port



**A-1704**

**4寸双温式台面汤锅注水龙头  
4" Double Warm Countertop Stock Pot Water Injection Faucet**

配68" (1735mm)  
不锈钢双扣食品级  
软管带真空破除器  
配挂钩式注水口  
Fit 68" (1735mm)  
Stainless steel double buckle food grade  
Hose with vacuum breaker  
Equipped with hook type water injection port



**A-1705**

**8寸双温式台面汤锅注水龙头  
8" Double Warm Countertop Stock Pot Water Injection Faucet**

配68" (1735mm)  
不锈钢双扣食品级  
软管带真空破除器  
配挂钩式注水口  
Fit 68" (1735mm)  
Stainless steel double buckle food grade  
Hose with vacuum breaker  
Equipped with hook type water injection port



**9014**

**面汤锅注水龙头  
Water Injection Tap For Noodle Soup Pot**

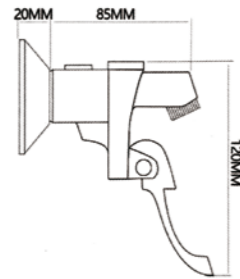
配68" (1735mm)  
不锈钢双扣食品级  
软管带真空破除器  
配挂钩式注水口  
Fit 68" (1735mm)  
Stainless steel double buckle food grade  
Hose with vacuum breaker  
Equipped with hook type water injection port

8P-06

墙式推杯龙头  
Wall Push-cup Faucet

01款为3/8" 进水口  
02款为G1/2 进水口  
单手操作, 解放双手, 自动关闭设计  
蓝色后推式手柄  
顶部可调节水流量  
两种进水口3/8"和 G1/2  
流量最大可达 2.4GPM @ 60PSI  
开孔尺寸: 22mm

Model 01 has 3/8 "water intake  
Model 02 has G1/2 water intake  
One-handed operation, free hands,  
automatic closing design  
Push-back handle blue  
Top adjustable water flow  
Two water intakes 3/8 "and G1/2  
The maximum flow rate is 2.4GPM @ 60PSI  
Hole size: 22mm

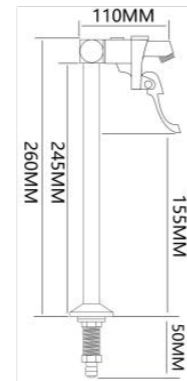


8P-01

推杯龙头  
Push-cup Tap

单手操作, 解放双手, 自动关闭设计  
蓝色后推式手柄  
顶部可调节水流量  
高度为260mm  
流量最大可达2.4GPM@60PSI  
开孔尺寸: 22mm

One-handed operation, free hands,  
automatic closing design  
Push-back handle blue  
Top adjustable water flow  
The height is 260mm  
Traffic can reach up to 2.4GPM@60PSI  
Hole size: 22mm



8P-02

推杯龙头套餐  
Push Cup Tap Set

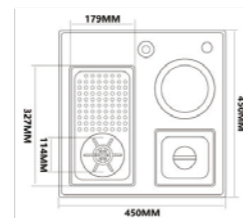
单手操作, 解放双手, 自动关闭设计  
蓝色后推式手柄, 顶部可调节水流量  
高度为260mm, 开孔尺寸:  
22mm和260mm\*115mm\*40mm  
One-handed operation, free hands, automatic  
closing design  
Push-back handle blue  
Top adjustable water flow  
The height is 260mm  
Hole size: 22mm and 260mm\*115mm\*40mm



8P-03

一体式推杯龙头站台  
All-in-one Push-cup Tap Platform

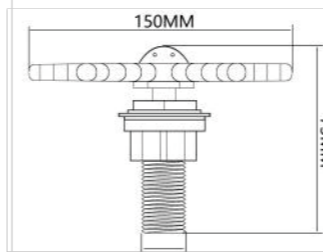
雪花头尺寸: 114mm  
开孔尺寸: 420mm\*420mm  
Snowflake head size: 114mm  
Hole size: 420mm\*420mm



8P-04

长流水套装  
Long Running Water Set

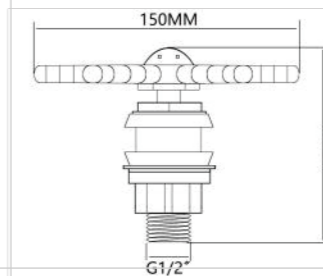
保持冰淇淋勺子, 咖啡勺,  
调酒勺的清洁卫生  
开孔尺寸:  
直径145mm和22mm  
Keep ice cream spoons, coffee spoons,  
The cleanliness of the mixing spoon  
Opening size:  
The diameter is 145mm and 22mm



A-1101

洗杯器龙头  
Cup Washer Faucet

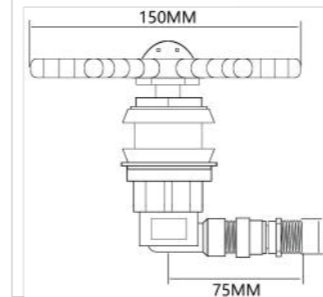
开孔尺寸: 22cm  
Hole size: 22cm



A-1101-01

洗杯器龙头  
Cup Washer Faucet

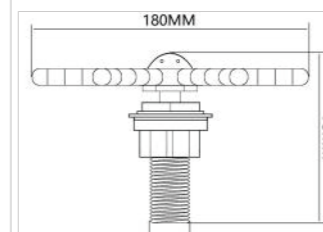
开孔尺寸: 22cm  
Hole size: 22cm



A-1101-02

洗杯器龙头  
Cup Washer Faucet

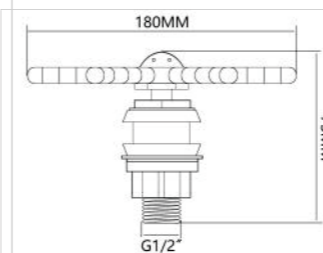
开孔尺寸: 22cm  
Hole size: 22cm



A-1101-03

洗杯器龙头  
Cup Washer Faucet

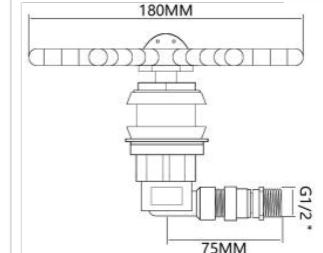
开孔尺寸: 22cm  
Hole size: 22cm



A-1101-04

洗杯器龙头  
Cup Washer Faucet










开孔尺寸: 22cm  
雪花头尺寸: 114mm  
Hole size: 22cm  
Snowflake head size: 114mm


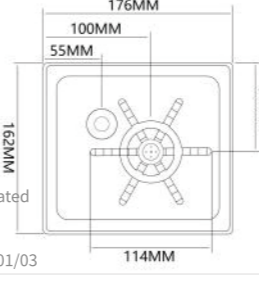
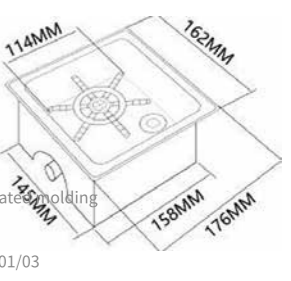



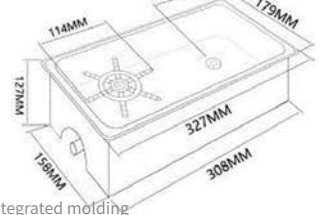

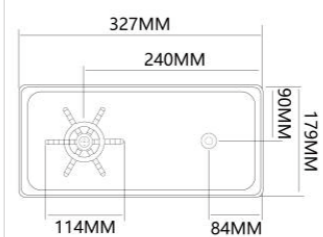


A-1101-05

洗杯器龙头  
Cup Washer Faucet

开孔尺寸: 22cm  
雪花头尺寸: 114mm  
Hole size: 22cm  
Snowflake head size: 114mm

 <p><b>洗杯器龙头 (A-1103)</b> <b>Cup Washer Faucet</b> 雪花头: 180mm 开孔尺寸: 22mm Snowflake head: 180mm Hole size: 22mm</p>	 <p><b>洗杯器龙头 (A-1103-01)</b> <b>Cup Washer Faucet</b> 雪花头: 180mm 开孔尺寸: 22mm Snowflake head: 180mm Hole size: 22mm</p>	
 <p><b>洗杯器龙头 (A-1103-02)</b> <b>Cup Washer Faucet</b> 雪花头: 180mm 开孔尺寸: 22mm Snowflake head: 180mm Hole size: 22mm</p>	 <p><b>洗杯器龙头 (A-1103-03)</b> <b>Cup Washer Faucet</b> 雪花头: 180mm 开孔尺寸: 22mm Snowflake head: 180mm Hole size: 22mm</p>	
 <p><b>单/双温膝顶阀 (B-1810)</b> <b>Single/double Warm Knee Top Valve</b></p>	 <p><b>单/双温膝顶阀 (B-1811)</b> <b>Single/double Warm Knee Top Valve</b></p>	
 <p><b>(A-1810)</b> 单/双温膝顶阀水龙头、入墙安装 Single/double warm knee top valve faucet, into wall installation</p>	 <p><b>(A-1811)</b> 单/双温膝顶阀水龙头、入墙安装 Single/double warm knee top valve faucet, into wall installation</p>	 <p><b>(A-1812)</b> 单/双温膝顶阀水龙头、入墙安装 Single/double warm knee valve faucet, into the wall installation</p>

<p><b>A-1104</b> <b>洗杯器</b> <b>Cup Washer</b> 单手操作 高脚洗杯器 多角度喷水孔 洗杯器槽为不锈钢304一体成型 开孔尺寸: 156mm*142mm 可选雪花头: 9985-01/02 9997-01/03</p>   <p>One-handed operation Tall cup washer Multi-angle blowhole Cup washer tank is 304 stainless steel integrated molding Hole size: 156mm*142mm Optional Snowflake head: 9985-01/02 9997-01/03</p>	<p><b>A-1105</b> <b>洗杯器</b> <b>Cup Washer</b> 单手操作 高脚洗杯器 多角度喷水孔 洗杯器槽为不锈钢304一体成型 带有底座, 更稳固可靠 开孔尺寸: 158mm*145mm 可选雪花头: 9985-01/02 9997-01/03</p>   <p>One-handed operation Tall cup washer Multi-angle blowhole Cup washer tank is 304 stainless steel integrated molding With a base, more stable and reliable Hole size: 158mm*145mm Optional Snowflake head: 9985-01/02 9997-01/03</p>
<p><b>A-1106</b> <b>洗杯器</b> <b>Cup Washer</b> 单手操作 多角度喷水孔 洗杯器槽为不锈钢304一体成型 开孔尺寸: 615mm*182mm 可选雪花头: 9985-01/02 9997-01/03</p>   <p>One-handed operation Multi-angle blowhole Cup washer tank is 304 stainless steel integrated molding Hole size: 615mm*182mm Optional Snowflake head: 9985-01/02 9997-01/03</p>	<p><b>A-1107</b> <b>洗杯器</b> <b>Cup Washer</b> 单手操作 高脚洗杯器 多角度喷水孔 洗杯器槽为不锈钢304一体成型 带有底座, 更稳固可靠 开孔尺寸: 308mm*159mm 可选雪花头: 9985-01/02 9997-01/03</p>   <p>One-handed operation Tall cup washer Multi-angle blowhole Cup washer tank is 304 stainless steel integrated molding With a base, more stable and reliable Hole size: 308mm*159mm Optional Snowflake head: 9985-01/02 9997-01/03</p>
<p><b>A-1108</b> <b>洗杯器</b> <b>Cup Washer</b> 单手操作 高脚洗杯器 多角度喷水孔 洗杯器槽为不锈钢304一体成型 开孔尺寸: 306mm*159mm 可选雪花头: 9985-01/02 9997-01/03</p>   <p>One-handed operation Tall cup washer Multi-angle blowhole Cup washer tank is 304 stainless steel integrated molding Hole size: 306mm*159mm Optional Snowflake head: 9985-01/02 9997-01/03</p>	<p><b>A-1109</b> <b>洗杯器</b> <b>Cup Washer</b> 单手操作 多角度喷水孔 洗杯器槽为不锈钢304一体成型 开孔尺寸: 615mm*182mm 可选雪花头: 9985-01/02 9997-01/03</p>   <p>One-handed operation Multi-angle blowhole Cup washer tank is 304 stainless steel integrated molding Hole size: 615mm*182mm Optional Snowflake head: 9985-01/02 9997-01/03</p>

## 洗杯器沥水盘系列

CUP WASHER DRAIN TRAY SERIES



A-1110

### 洗杯器龙头 Cup Washer Faucet

单手操作  
多角度喷水孔  
不锈钢304  
雪花头尺寸:114mm  
开孔尺寸:327mm\*162mm  
可选雪花头:9985-01/02 9997-01/03




One-handed operation  
Multi-angle blowhole  
Stainless Steel 304  
Snowflake head size: 114mm  
Hole size: 327mm\*162mm  
Optional Snowflake head:  
9985-01/02 9997-01/03

A-1112

### 洗杯器 Cup Washer

单手操作  
多角度喷水孔  
不锈钢304  
雪花头尺寸:114mm  
开孔尺寸:400mm\*200mm  
可选雪花头:9985-01/02 9997-01/03



One-handed operation  
Multi-angle blowhole  
Stainless Steel 304  
Snowflake head size: 114mm  
Hole size: 400mm\*200mm  
Optional Snowflake head:  
9985-01/02 9997-01/03

A-1114

### 洗杯器 Cup Washer

单手操作  
多角度喷水孔  
不锈钢304  
雪花头尺寸:150mm  
外形尺寸:300mm\*210mm  
开孔尺寸:280mm\*190mm  
可选雪花头:9986-01




One-handed operation  
Multi-angle blowhole  
Stainless Steel 304  
Snowflake head size: 150mm  
Dimensions: 300mm\*210mm  
Hole size: 280mm\*190mm  
Optional Snowflake head: 9986-01

A-1116

### 洗杯器 Cup Washer

单手操作  
多角度喷水孔  
可选雪花头:9985-01/02 9997-01/03  
One-handed operation  
Multi-angle blowhole  
Optional Snowflake head:  
9985-01/02 9997-01/03



A-1111

### 洗杯器龙头 Cup Washer Faucet

单手操作  
多角度喷水孔  
不锈钢304  
雪花头尺寸:114mm  
开孔尺寸:327mm\*162mm  
可选雪花头:9985-01/02 9997-01/03



One-handed operation  
Multi-angle blowhole  
Stainless Steel 304  
Snowflake head size: 114mm  
Hole size: 327mm\*162mm  
Optional Snowflake head:  
9985-01/02 9997-01/03

A-1113

### 洗杯器 Cup Washer

单手操作  
多角度喷水孔  
不锈钢304  
雪花头尺寸:114mm  
外形尺寸:300mm\*170mm  
开孔尺寸:280mm\*150mm  
可选雪花头:9985-01/02 9997-01/03



One-handed operation, Multi-angle  
blowhole, Stainless Steel 304  
Snowflake head size: 114mm  
Dimensions: 300mm\*170mm  
Hole size: 280mm\*150mm  
Optional Snowflake head:  
9985-01/02 9997-01/03

A-1115

### 洗杯器 Cup Washer

单手操作  
多角度喷水孔  
可选雪花头:9985-01/02 9997-01/03  
One-handed operation  
Multi-angle blowhole  
Optional Snowflake head:  
9985-01/02 9997-01/03



开孔尺寸: 305MM\*158MM

A-1117

### 洗杯器 Cup Washer

单手操作  
多角度喷水孔  
可选雪花头:9985-01/02 9997-01/03



开孔尺寸: 508MM\*145MM

## 可选配件 OPTIONAL ACCESSORIES

9085-01	9085-02	9086-01	9086-02	9097-01	9097-02	9097-03
114mm	114mm	150mm	180mm	110mm	180mm	110mm

## 洗缸器系列

CYLINDER WASHER SERIES



**A款 (A-1780)**  
A paragraph  
洗缸器和水龙头不可同时出水  
The washer and faucet should not water at the same time



**B款 (B-1780)**  
B paragraph  
洗缸器和水龙头可同时出水  
The washer and faucet can water at the same time


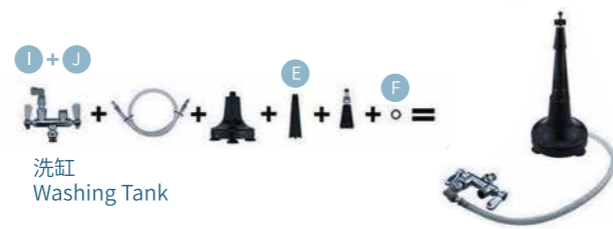
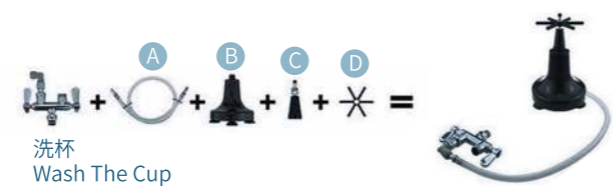
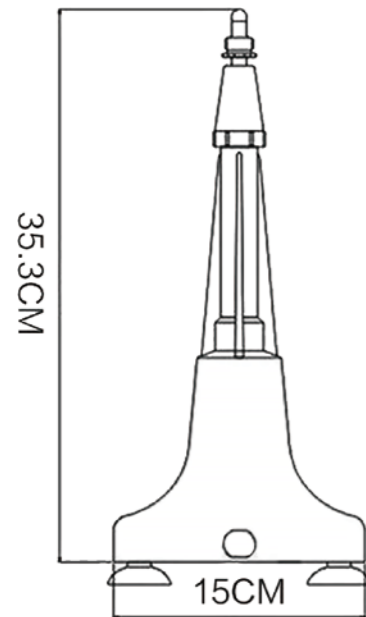


**C款 (C-1780)**  
C paragraph  
单独洗缸器+接口  
Separate cylinder washer + interface



**D款 (D-1780)**  
D paragraph  
C款+花洒头  
Style C + Shower head

可选配件 Optional Accessories		
 <p><b>单温鹅颈管 (9030-A)</b> Single Temperature Gooseneck Tube</p>	 <p><b>单温斜管 (9030-B)</b> Single temperature inclined pipe</p>	 <p><b>单温摇摆管 (9030-C)</b> Single temperature swing tube</p>
 <p><b>双温鹅颈管 (9028-A)</b> Double warm gooseneck tube</p>	 <p><b>双温斜管 (9028 -B)</b> Double temperature inclined tube</p>	 <p><b>双温摇摆管 (9028-C)</b> Double temperature swing tube</p>



- A—连接管 A -- Connecting pipe
- B—洗缸器底座 B -- washer base
- C—洗缸器喷嘴 C -- cylinder washer nozzle
- D—杯架 D -- Cup holder
- E—洗缸器加长 E -- Cylinder washer lengthened

- F—密封圈 F -- Sealing ring
- G—快接—外丝 (直通) G -- quick connection -- outer wire (straight through)
- H—快接—快插 (弯头) H -- Quick joint-quick insert (elbow)
- I—快接—外丝 (弯头) I -- quickly connect an outer wire (elbow)
- J—U型扩展连接器 J -- U-shaped expansion connector



立式单温水龙头 (HT-DL10)    立式单温水龙头 (HT-DL11)    立式单温水龙头 (HT-DL12)  
Vertical Single Warm Water Faucet (HT-DL10)    Vertical Single Warm Water Faucet (HT-DL11)    Vertical Single Warm Water Faucet (HT-DL12)



立式单温水龙头 (HT-DL13)    立式单温水龙头 (HT-DL14)    立式单温水龙头 (HT-DL15)  
Vertical Single Warm Water Faucet (HT-DL13)    Vertical Single Warm Water Faucet (HT-DL14)    Vertical Single Warm Water Faucet (HT-DL15)



立式单温水龙头 (HT-DL16)    立式单温水龙头 (HT-DL17)    立式单温水龙头 (HT-DL18)  
Vertical Single Warm Water Faucet (HT-DL16)    Vertical Single Warm Water Faucet (HT-DL17)    Vertical Single Warm Water Faucet (HT-DL18)

## 304#立式单温/双温水龙头系列

304# STAND-UP SINGLE/DOUBLE WARM WATER FAUCET SERIES



**立式双温水龙头 (HTSC-027)**

Vertical Double Warm Water Faucet (HTSC-027)



**入墙式双温水龙头 (HTSR-01)**

Into The Wall Double Warm Water Faucet (HTSR-01)



**入墙式单温水龙头 (HTDR-01)**

Into The Wall Single Warm Water Faucet (HTDR-01)



**入墙式单温水龙头 (HTDR-02)**

Into The Wall Single Warm Water Faucet (HTDR-02)



**立式双温水龙头 (HTSQ-01)**

Vertical Double Warm Water Faucet (HTSQ-01)



**立式双温水龙头 (HTSZ-01)**

Vertical Double Warm Water Faucet (HTSZ-01)



**立式双温水龙头 (HISW-02)**

Vertical Double Warm Water Faucet (HISW-02)

## 台面水龙头系列

TABLE FAUCET SERIES



**HITM-S01**

**台面双温龙头  
Countertop Double Warm Faucet**

单孔双温头陶瓷阀芯, 圆手柄, 管长140mm, 直径18mm, 距离台面230mm, 开孔22mm, G1/2进水  
Single hole Double warm head Ceramic spool, Round handle, Pipe length 140mm, diameter 18mm, 230mm away from the table, 22mm hole, G1/2 water



**HITM-S02**

**台面双温龙头  
Countertop Double Warm Faucet**

单孔双温头陶瓷阀芯, 长手柄, 管长140mm, 直径18mm, 距离台面230mm, 开孔22mm, G1/2进水  
Single hole Double warm head Ceramic spool, Long handle, Pipe length 140mm, diameter 18mm, 230mm away from the table, 22mm hole, G1/2 water



**HITM-D01**

**台面单温龙头  
Table Top Single Warm Faucet**

单孔单温龙头扁管长235mm, 360度摇摆, 距离台面135mm, 陶瓷阀芯, 扁管直径30mm, 开孔35mm, 进水G1/2  
Single hole single temperature tap flat tube length 235mm, 360 degree swing, 135mm from the table, Ceramic spool, Flat Tube Diameter 30mm, Open a 35mm hole and fill with G1/2 water



**HITM-D02**

**台面单温龙头  
Table Top Single Warm Faucet**

单孔单温龙头扁管长235mm, 360度摇摆, 距离台面135mm, 陶瓷阀芯, 扁管直径30mm, 开孔35mm, 进水G1/2  
Single hole single temperature tap flat tube length 235mm, 360 degree swing, 135mm from the table, Ceramic spool, Flat Tube Diameter 30mm, Open a 35mm hole and fill with G1/2 water



**HT-6SY01**

**6寸双温星盆龙头  
6" Double Warm Star Basin Faucet**


单孔双温龙头陶瓷阀芯, 圆手柄, 管长140mm, 直径18mm, 距离台面230mm, 开孔22mm, G1/2进水  
Single Hole Double warm faucet Ceramic Spool, Round Handle, Pipe length 140mm, diameter 18mm, 230mm away from the table, 22mm hole, G1/2 water



**HT-6SB02**

**6寸双温星盆龙头  
6" Double Warm Star Basin Faucet**

单孔双温龙头陶瓷阀芯, 长手柄, 管长140mm, 直径18mm, 距离台面230mm, 开孔22mm, G1/2进水  
Single Hole Double warm faucet Ceramic spool, Long handle, Pipe length 140mm, diameter 18mm, 230mm away from the table, 22mm hole, G1/2 water



**HT-6SQ01**

**6寸曲脚双温星盆龙头  
6 Inch Curved Foot Double Warm Star Basin Faucet**

单孔双温龙头陶瓷阀芯, 圆手柄, 管长140mm, 直径18mm, 距离台面230mm, 开孔22mm, G1/2进水  
Single Hole Double warm faucet Ceramic Spool, Round Handle, Long handle, Pipe length 140mm, diameter 18mm, 230mm away from the table, 22mm hole, G1/2 water



**HT-6SQ02**

**6寸曲脚双温星盆龙头  
6 Inch Curved Foot Double Warm Star Basin Faucet**

单孔双温龙头陶瓷阀芯, 长手柄, 管长140mm, 直径18mm, 距离台面230mm, 开孔22mm, G1/2进水  
Single Hole Double warm faucet Ceramic spool, Long handle, Pipe length 140mm, diameter 18mm, 230mm away from the table, 22mm hole, G1/2 water



304#立式单温/双温水龙头系列

304# STAND-UP SINGLE/DOUBLE WARM WATER FAUCET SERIES



立式单温水龙头 (HT-DL01)  
Vertical Single Warm Water Faucet (HT-DL01)



立式双温水龙头 (HT-DL02)  
Vertical Double Warm Water Faucet (HT-DL02)



立式双温水龙头 (HT-DL03)  
Vertical Double Warm Water Faucet (HT-DL03)



立式单温水龙头 (HT-DL04)  
Vertical Single Warm Water Faucet (HT-DL04)



立式单温水龙头 (HT-DL05)  
Vertical Single Warm Water Faucet (HT-DL05)



立式单温水龙头 (HT-DL06)  
Vertical Single Warm Water Faucet (HT-DL06)



立式单温水龙头 (HT-DL07)  
Vertical Single Warm Water Faucet (HT-DL07)



立式单温水龙头 (HT-DL08)  
Vertical Single Warm Water Faucet (HT-DL08)



立式单温水龙头 (HT-DL09)  
Vertical Single Warm Water Faucet (HT-DL09)

半自动摇摆水龙头系列

SEMI-AUTOMATIC SWING FAUCET SERIES



半自动摇摆水龙头 (HIYB-01)  
Semi-automatic Swing Faucet (HIYB-01)



半自动摇摆水龙头 (HIYB-002)  
Semi-automatic Swing Faucet (HIYB-002)



半自动摇摆水龙头 (HIYB-003)  
Semi-automatic Swing Faucet (HIYB-003)



半自动摇摆水龙头 (HIYB-004)  
Semi-automatic Swing Faucet (HIYB-004)



半自动摇摆水龙头 (HIYB-005)  
Semi-automatic Swing Faucet (HIYB-005)



半自动摇摆水龙头 (HIYB-006)  
Semi-automatic Swing Faucet (HIYB-006)



台式豪华半自动摇摆龙头 (HIYB-H01)  
Desktop Luxury Semi-automatic Swing Faucet (HIYB-H01)



半自动摇摆水龙头 (HIYB-007)  
Semi-automatic Swing Faucet (HIYB-007)

304#净水器/双温龙头系列

304# WATER PURIFIER/DOUBLE WARM FAUCET SERIES



4寸双温龙头 (HIBX-4S01)    6寸/8寸双温龙头 (HITBX-8S01)    4寸入墙式双温龙头 (HIBX-4SQ01)  
 4 "Double Warm Faucet (HIBX-4S01)    6 "/8" Double Warm Faucet (HITBX-8S01)    4 inch Wall Type Double Warm Faucet (HIBX-4SQ01)



•黄铜主体铸造  
 Brass body casting

4寸双温龙头 (HT-4DL06)    迷你花洒摇摆龙头 (HT-HS01)    立式净水龙头 (HT- 4F01)  
 4 inch double warm faucet (HT-4DL06)    Mini Flower Shower Rocking Faucet (HT-HS01)    Vertical Water Purification Faucet (HT- 4F01)



立式净水龙头 (HT- 1F02)    三角阀 (HTS01)    三角阀 (HTS02)  
 Vertical Water Purification Faucet (HT- 1F02)    Triangle Valve (HTS01)    Triangle Valve (HTS02)

304#不锈钢抽拉龙头系列

304# STAINLESS STEEL DRAW FAUCET SERIES



抽拉龙头 (HT-CL01)    抽拉龙头 (HT-CL02)    抽拉龙头 (HT-CL03)  
 Draw Tap (HT-CL01)    Draw Tap (HT-CL02)    Draw Tap (HT-CL03)



抽拉龙头 (HT-CL04)    抽拉龙头 (HT-CL05)    抽拉龙头 (HT-CL06)  
 Draw Tap (HT-CL04)    Draw Tap (HT-CL05)    Draw Tap (HT-CL06)



折叠龙头 (HT-ZD01)    抽拉龙头 (HT-CL07)    全铜双温龙头 (HT-SW01)  
 Folding Faucet (HT-ZD01)    Draw Tap (HT-CL07)    All Copper Double Warm Faucet (HT-SW01)

**下水器 (HT-LS01)**  
Launching Device (HT-LS01)

**下水器 (HT-LS02)**  
Launching Device (HT-LS02)

**下水器 (HT-LS03)**  
Launching Device (HT-LS03)

**下水器 (HT-LS04)**  
Launching Device (HT-LS04)

**HT-LSC01**

**HT-LSC02**

曲棍摇柄去水器带溢水(B-3942-01) Crank Handle Water Remover With Overflow		细节图 Detail Drawing
<p>带溢水功能, 黄铜主体, 黄铜内芯不锈钢隔渣盖, 不锈钢管, 摇柄。下水口有内丝与外丝的安装胶管接口。 With overflow function, brass body, Brass inner core stainless steel slag shield cover, stainless steel tube, crank handle. The lower water outlet is provided with an inner wire and an outer wire installation hose interface.</p>		
<p><b>不锈钢洗眼器(HX-7360B)</b> Stainless Steel Eye Washer</p> <p>眼头流量2.5GPM。 Eye-head flow is 2.5GPM.</p>	<p><b>拖把池龙头(B-0665-BHTR)</b> Mop Tap</p> <p>黄铜螺杆阀芯, 带固定杆, 水嘴顶部有挂钩 Huanggang screw valve core, With fixed rod, water nozzle top hook</p>	
<p><b>曲棍摇柄去水器无溢水(B-3941)</b> Rocker Handle Water Remover No Overflow</p> <p>无溢水功能, 带堵头, 黄铜主体, 黄铜内芯不锈钢隔渣盖, 不锈钢, 摇柄。下水口有内丝与外丝的安装胶管接口。 No overflow function with plug, brass body, Brass inner core stainless steel trap cover, stainless steel, crank handle. The lower water outlet is provided with an inner wire and an outer wire installation hose interface.</p>	<p><b>曲棍摇柄去水器带溢水(B-3942-01)</b> Crank Handle Water Remover with Overflow</p> <p>带溢水功能, 黄铜主体, 黄铜内芯不锈钢隔渣盖, 不锈钢管, 摇柄。下水口有内丝与外丝的安装胶管接口。 With overflow function, brass body, brass inner core stainless steel slag shield cover, stainless steel tube, crank handle. The lower water outlet is provided with an inner wire and an outer wire installation hose interface.</p>	<p><b>曲棍摇柄去水器带溢水(B-3943-01)</b> Crank Handle Water Remover with Overflow</p> <p>带溢水功能, 黄铜主体, 黄铜内芯不锈钢隔渣盖, 不锈钢管, 摇柄。ABS弯头/螺母, 下水口有内丝与外丝的安装胶管接口。 With overflow function, brass body, brass inner core stainless steel slag shield cover, stainless steel tube, crank handle. ABS elbow/nut, the lower water outlet has an inner wire and outer wire installation hose interface.</p>

304#不锈钢菜盆龙头

304# STAINLESS STEEL VEGETABLE BASIN FAUCET



菜盆龙头 (HT-LCP01)  
Vegetable Pot Faucet (HT-LCP01)



菜盆龙头 (HT-LCP02)  
Vegetable Pot Faucet (HT-LCP02)



菜盆龙头 (HT-LCP03)  
Vegetable Pot Faucet (HT-LCP03)



菜盆龙头 (HT-CP01)  
Vegetable Pot Faucet (HT-CP01)



菜盆龙头 (HT-CP02)  
Vegetable Pot Faucet (HT-CP02)



菜盆龙头 (HT-CP03)  
Vegetable Pot Faucet (HT-CP03)



菜盆龙头 (HT-CP04)  
Vegetable Pot Faucet (HT-CP04)



菜盆龙头 (HT-CP05)  
Vegetable Pot Faucet (HT-CP05)



菜盆龙头 (HT-CP06)  
Vegetable Pot Faucet (HT-CP06)

开水器按压水龙头系列

WATER BOILER PRESS FAUCET SERIES



开水器龙头 (HT-KS01)  
Water Boiler Tap (HT-KS01)



开水器龙头 (HT-KS02)  
Water Boiler Tap (HT-KS02)



开水器龙头 (HT-KS03)  
Water Boiler Tap (HT-KS03)



开水器龙头 (HT-KS04)  
Water Boiler Tap (HT-KS04)



开水器龙头 (HT-KS05)  
Water Boiler Tap (HT-KS05)



开水器龙头 (HT-KS06)  
Water Boiler Tap (HT-KS06)



净水器 (HT-JSQ01)  
Water Purifier (HT-JSQ01)



净水器 (HT-KS06)  
Water Purifier (HT-KS06)

## 304#不锈钢花洒水龙头 镀黑金花洒系列

304# STAINLESS STEEL FLOWER SPRINKLER FAUCET BLACK PLATED SHOWER SERIES

**HOTI 弘庭**  
**TNS®**



花洒龙头 (HT-BS-01)  
Shower Faucet (HT-BS-01)

花洒龙头 (HT-BS-02)  
Shower Faucet (HT-BS-02)

花洒龙头 (HT-BS-03)  
Shower Faucet (HT-BS-03)

花洒龙头 (HT-BS-04)  
Shower Faucet (HT-BS-04)



花洒龙头 (HT-BT-01)  
Shower Faucet (HT-BT-01)

花洒龙头 (HT-BT-02)  
Shower Faucet (HT-BT-02)

花洒龙头 (HT-BT-03)  
Shower Faucet (HT-BT-03)

花洒龙头 (HT-BT-04)  
Shower Faucet (HT-BT-04)

## 不锈钢制品系列

STAINLESS STEEL PRODUCTS SERIES

**HOTI 弘庭**  
**TNS®**

### 产品介绍 PRODUCT INTRODUCTION

分杯器是目前我国市场上非常具有实用性的器具, 不锈钢分杯器几乎在每个快餐点或者酒店餐厅的必备品, 而且外观材质做工高档, 非常适合中高档场合使用, 使用简单方便, 好用而且体现品味等, 是一款非常具有青睞性的用具。

The cup separator is a very practical appliance in the Chinese market at present, the stainless steel cup separator is almost a necessary product in every fast food point or hotel restaurant, and the appearance of material workmanship is high-grade, very suitable for the use of middle and high-grade occasions, simple to use, easy to use and reflect taste, it is a very popular appliance.

### HOTI-1101 不锈钢分杯器 Stainless Steel Cup Divider



品名 Product Name	21A分杯器 21a Cup Divider	31A分杯器 31a Cup Divider	81A分杯器 81a Cup Divider
材质 material	304或430不锈钢 304 or 430 stainless steel	304或430不锈钢 304 or 430 stainless steel	304或430不锈钢 304 or 430 stainless steel
孔尺寸 Hole size	8cm	9cm	10cm
长度 length	65cm	65cm	65cm
净重 Net weight	0.99kg	1.05kg	1.10kg
分杯盒尺寸 Cup box size	68*28*15cm	68*46*15cm	68*58*15cm

大蒸罉 (HOTI-1102) Large Steaming Bowl (HOTI-1102)	面罉 Face Color	尾罉 Tail

尾罉 Tail	外形尺寸 Overall Dimension			
名称 name	φ1	φ2	H1	H2
大蒸罉 Large steaming bowl	450	570	420	350
面罉 Face color	350	470	350	340
尾罉 tail	230	325	180	145
尾罉 tail	250	330	230	190

方盘 (HOTI-1103)  
Square Plate (HOTI-1103)



规格 Specification	名称 Name	外形尺寸 Overall Dimension		
		长 Long	宽 Wide	高 High
1/1	方盘盖 Square plate cover			
1/1	方盘 Square plate	530	327	65/100/150
2/3	方盘盖 Square plate cover			
2/3	方盘 Square plate	355	325	65/100/150
1/2	方盘盖 Square plate cover			
1/2	方盘 Square plate	327	265	65/100/150
1/3	方盘盖 Square plate cover			
1/3	方盘 Square plate	327	176	65/100/150
1/4	方盘盖 Square plate cover			
1/4	方盘 Square plate	265	163	65/100/150
1/6	方盘盖 Square plate cover			
1/6	方盘 Square plate	176	163	65/100/150
1/9	方盘盖 Square plate cover			
1/9	方盘 Square plate	174	108	65/100

不锈钢风口 (HOTI-1104)  
Stainless Steel Tuyere (HOTI-1104)



玻璃烟罩灯 (HOTI-1105)  
Glass Smoke Hood Lamp (HOTI-1105)



一体拉伸星盘 (HOTI-1106)  
Stretch The Astrolabe In One Piece (HOTI-1106)



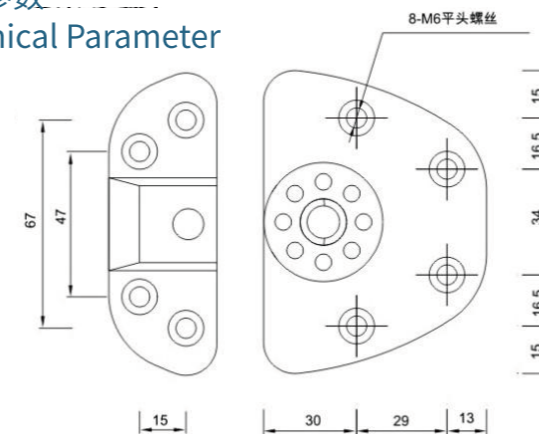
产品规格 Product Specification

400*400*250	400*400*300	450*450*250	450*450*300
500*400*250	500*500*250	500*500*300	—

铸钢包胶把手 Cast Steel Rubber Clad Handle



技术参数  
Technical Parameter



产品描述  
Product Description

产品名称: 铸钢包胶把手  
型号: HOTI-001  
适用范围: 广泛应用于各种橱柜、蒸饭柜、海鲜蒸柜烤箱等厨设备  
颜色分类: ●灰色、●黑色 (颜色可定制)

Product name: cast steel coated rubber handle  
Type number: HOTI-001  
Scope of application: Widely used in various cabinets, steamed rice cabinets, Seafood steaming cabinet oven and other kitchen equipment  
Color classification: ●Gray, ●black (color can be customized)

铸钢把手 Cast Steel Handle



产品描述  
Product Description

产品名称: 铸钢把手  
型号: HOTI-002  
适用范围: 广泛应用于各种橱柜、蒸饭柜、  
海鲜蒸柜、烤箱等厨房设备  
颜色分类: ●灰色、●橙色、●黑色(颜色可定制)

Product name: cast steel handle  
Type number: HOTI-002  
Scope of application: Widely used in various cabinets, steamed rice cabinets,  
Seafood steaming cabinets, ovens and other kitchen equipment  
Color classification: ●Gray, ●orange, ●black (color can be customized)

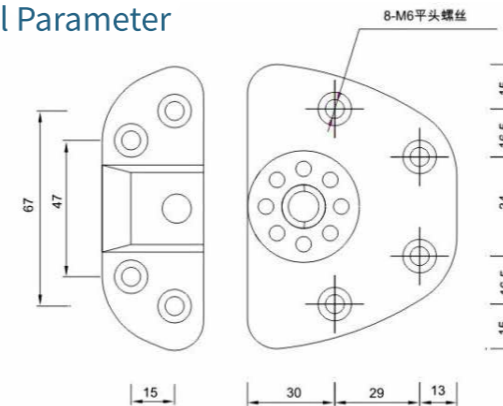
产品主要特点  
Main Features Of Product

- ① 金属件全部使用不锈钢材质制作而成, 强度高精度高  
经久耐用, 表面采用多次磨砂抛光处理永不褪色。
  - ② 手柄采用全新ABS原料制作而成韧性好, 强度高。
  - ③ 门扣与胶块采用新型不锈钢铆钉连接固定, 胶块使用  
工业齿轮材料制作, 抗磨性强, 永不脱落。
- ① All metal parts are made of stainless steel material with good strength and high precision  
Durable, the surface with multiple matte polishing treatment never fade.
- ② The handle is made of new ABS raw material with good toughness and high strength.
- ③ The door buckle and the glue block are connected and fixed with new stainless steel rivets. The glue block is used. Industrial gear material, wear resistance is strong, never fall off.

滴水型不锈钢把手



技术参数  
Technical Parameter



产品描述  
Product Description

产品名称: 滴水型不锈钢把手  
型号: HOTI-004  
适用范围: 广泛应用于各种橱柜、蒸饭柜、  
海鲜蒸柜烤箱等厨房设备  
颜色分类: ●灰色、●黑色(颜色可定制)

Product name: Drip type stainless steel handle  
Type number: HOTI-004  
Scope of application:  
Widely used in various cabinets, steamed rice cabinets,  
Seafood steaming cabinet oven and other kitchen equipment  
Color classification: ●Gray, ●black (color can be customized)

### 双联动把手 Double Linkage Handle



HOTI-L003-1



HOTI-L003-2



HOTI-L003-3



HOTI-L004-1



HOTI-L004-2



HOTI-L004-3

### 控制箱 Control Box

编号 number	泵 pump	长度(毫米) Length (mm)	深度(毫米) Depth (mm)	高度(毫米) Height (mm)	重量(公斤) Weight (kg)	耗电量(千瓦) consumption (kW)	电压 Voltage
L-203	single 单泵 single pump	560	510	1600	70	1.1	220V/1ph/50hz
T-209	single 单泵 single pump	1000	750	810	80	1.1	220V/1ph/50hz

- 隔油和隔吸味功能达93%，有55%能有效解决空气污染及墙壁污染之问题。
- 具备防伪功能，因淋水系统将烟罩与排气道分隔使风喉能避免被火熟蔓延。
- 不锈钢制造，外形美观耐用，亦因油污不易峰聚，故方便清洁及长期保持清洁卫生，如水源突然中断，烟罩仍能如常继续运作帮助保持厨房继续运作。
- 全自动控制，有效解决空气污染问题，防火功能、更经济更有效率。
- The oil and smell isolation function is 93%, and 55% can effectively solve the problem of air pollution and wall pollution.
- With anti-counterfeiting function, because the sprinkler system will separate the smoke hood and exhaust duct so that the air throat can avoid being cooked by fire spread.
- Made of stainless steel, beautiful appearance and durable, but also because the oil is not easy to peak accumulation, so easy to clean and long-term clean health, if the water supply is suddenly cut off, the hood will continue to operate as usual to help keep the kitchen running.
- Automatic control, effectively solve the problem of air pollution, fire protection function, more economical and efficient.



角勾 角码 法蘭條 (HOTI-6802)  
Corner Hook Flange Bar



运水眼罩 (HOTI-6801)  
Water Carrying Eye Mask



台式控制箱 (HOTI-6806)  
Bench Control Box



立式控制箱 (HOTI-6803)  
Vertical Control Box



挂墙式控制箱 (HOTI-6804)  
Wall-mounted Control Box



电子箱 (HOTI-6805)  
Electronic Box



台式控制箱 (HOTI-6807)  
Bench Control Box



T台式眼罩一体机 (HOTI-6820)  
T Desktop Eye Mask All-in-one



罩式油烟净化一体机 (HOTI-6811)  
Hood Type Lampblack Purifying Machine

工作原理:

本产品根据高压静电原理除尘器的放电极电晕和收尘极(集尘极)接于高压直流电源,当含油烟气体通过两极间非均匀电场时,在放电极周围电场作用下,气体首先被电极,同时油烟粒子荷电,荷电后的油烟粒子在电场力的作用下被催向集尘极,从而达到除油烟目的。

According to the principle of high voltage static electricity, the discharge electrode corona and the dust collecting pole (dust collecting pole) of the dust collector are connected to the high voltage DC power supply. When the oily fume gas passes through the non-uniform electric field between the poles, under the action of the electric field around the discharge electrode, the gas is first electrode, and the soot particles are charged at the same time. The charged soot particles are driven to the dust collecting pole under the action of the electric field force, so as to achieve the purpose of removing oil fume.

- ✔ 除油烟率大 The removal of oil smoke rate is large
- ✔ 除异味率大 High odor removal rate
- ✔ 自动调节工作电压 Automatic adjustment of operating voltage
- ✔ 自动清洗系统 Automatic cleaning system
- ✔ 操作简单、易于保养 Simple operation and easy maintenance
- ✔ 可除0.1um以上之粒子 Particles above 0.1um can be divided
- ✔ 适用低空排放 Low altitude discharge is applicable



电离子油烟机 (HOTI-6822)  
Electric Ion Range Hood



电路控制板  
Circuit Control Panel

电离器  
Ionizer

集尘器  
Dust Collector



静电式油烟净化器 (HOTI-6823)  
Electrostatic Fume Purifier



双吸风柜 (HOTI-6824)  
Double Suction Cabinet



广式煲仔炉 (HOTI-6825)  
Cantonese Type Pot Cooker

功能特点:  
Functional Features

- 1.完美工艺,采用优质不锈钢制造
- 2.可调子弹脚特别设计,方便平稳
- 3.配备燃气开关性能可靠
- 4.配置活动盛油盘,清洁方便

1. Perfect process, made of high quality stainless steel
2. Adjustable bullet foot specially designed, convenient and stable
3. Equipped with gas switch reliable performance
4. Equipped with movable oil tray, easy to clean



广式双头矮汤炉 (HOTI-6826)  
Cantonese Double Head Low Soup Stove

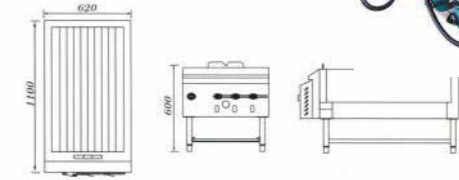
功能特点:  
Functional Features

- 1.采用高质量不锈钢材料制造,工艺先进,美观大方,方便实用
- 2.可调子弹脚结构特别设计,方便安装,放置平稳
- 3.配备燃气开关制,性能可靠
- 4.采用的炉头火力强劲,燃烧噪音小
- 5.独立常明火种设置,安全可靠

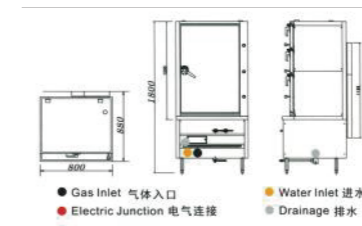
- 6.有配备安全制的产品供客户选择,使用更安全
1. Made of high quality stainless steel material, Advanced technology, elegant appearance, convenient and practical
2. Adjustable bullet furnace foot structure is specially designed, convenient installation, stable placement
3. Equipped with gas switch system, reliable performance
4. The furnace head is strong and the combustion noise is small
5. Independent flame setting, safe and reliable
6. There are products equipped with safety system for customers to choose, safer use



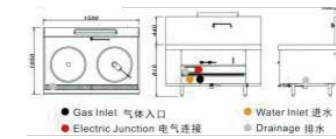
广式烧猪炉 (HOTI-6827)  
Cantonese Style Pig Oven



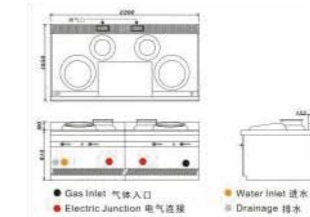
立式蒸饭炉 (HOTI-6828)  
Vertical Rice Cooker



双头蒸炉 (HOTI-6829)  
Double Head Steam Furnace



环保广式炒炉 (HOTI-6830)  
Environment-friendly Cantonese Type Stir-fry Oven





中式烤鸭炉 (HOTI-6808)  
Chinese Roast Duck Oven



90港式双层太空炉 (HOTI-6809)  
Hong Kong Type Double Deck Space Furnace



燃气电动旋转型烧鸭炉 (HOTI-6810)  
Gas Electric Rotary Duck Oven



港式双层太空炉1米 (HOTI-6811)  
Hong Kong-type Double Deck Space Furnace 1 M



港式双层电型烤鸭炉 (HOTI-6812)  
Hong Kong Type Double Electric Roast Duck Oven



纯电无烟烤鸭炉 (HOTI-6813)  
Pure Electric Smokeless Roast Duck Oven



1200X700(500+650)  
15KW X 2

双头电磁煲汤炉 (HOTI-6814)  
Double Head Electromagnetic Soup Cooker



2000X960(800+400)  
15KW X 2

双头双尾电磁小炒炉 (HOTI-6815)  
Double Head And Double Tail Electromagnetic Stir-fry Oven



1800X1000X1850  
25KW 380V

电磁双门蒸饭柜 (HOTI-6816)  
Electromagnetic Two-door Rice Steaming Cabinet



1300X920X1850  
25KW 380V

电磁三门海鲜蒸柜 (HOTI-6817)  
Electromagnetic Three-door Seafood Steaming Cabinet



1200X800 (800+150)  
380V 3.5KW X 6

电磁六头煲仔炉 (HOTI-6818)  
Electromagnetic Six-head Claypot Stove



双头炸炉 (HOTI-6819)  
Double Fried Oven